



2024 Leyburn Sprints - Results

1 Group Jb Vintage Cars

<i>Num</i>	<i>Driver</i>	<i>Best Lap</i>	<i>Round_1</i>	<i>Round_2</i>	<i>Round_3</i>	<i>Round_4</i>	<i>Round_5</i>	<i>Round_6</i>
1	Justin McCarthy	01:36.734	01:41.960	01:40.844	01:44.816	01:42.672	01:44.348	<u>01:36.734</u>

2 Historic - Group Ka (log book)

<i>Num</i>	<i>Driver</i>	<i>Best Lap</i>	<i>Round_1</i>	<i>Round_2</i>	<i>Round_3</i>	<i>Round_4</i>	<i>Round_5</i>	<i>Round_6</i>
2	Belinda Schiller	--:--:--	DNS	DNS	DNF	DNS	DNS	DNS

3 Historic - Group Ka (non log book)

<i>Num</i>	<i>Driver</i>	<i>Best Lap</i>	<i>Round_1</i>	<i>Round_2</i>	<i>Round_3</i>	<i>Round_4</i>	<i>Round_5</i>	<i>Round_6</i>
3	Colin Schiller	01:09.714	01:16.360	01:10.744	01:17.840	<u>01:09.714</u>	01:13.073	01:13.012
4	Maxwell Stephenson	01:16.838	01:24.388	01:20.300	01:20.472	01:17.975	01:18.927	<u>01:16.838</u>
5	Steve Wintringham	01:30.470	01:39.612	01:31.664	01:33.720	<u>01:30.470</u>	DNS	DNS

4 Historic - Group Kb (log book)

<i>Num</i>	<i>Driver</i>	<i>Best Lap</i>	<i>Round_1</i>	<i>Round_2</i>	<i>Round_3</i>	<i>Round_4</i>	<i>Round_5</i>	<i>Round_6</i>
7	Pete Trapnell	01:03.568	DNS	<u>01:03.568</u>	DNS	DNS	DNS	DNS
6	Barry Smith	01:05.968	01:39.472	01:08.316	01:07.608	01:08.388	01:07.437	<u>01:05.968</u>

5 Historic - Group Kb (non log book)

<i>Num</i>	<i>Driver</i>	<i>Best Lap</i>	<i>Round_1</i>	<i>Round_2</i>	<i>Round_3</i>	<i>Round_4</i>	<i>Round_5</i>	<i>Round_6</i>
8	Alwyn Bishop	01:07.232	01:12.544	01:08.300	<u>01:07.232</u>	01:08.214	01:07.896	DNS

6 Historic Racing & Sports Cars - Group Lb (log book)

<i>Num</i>	<i>Driver</i>	<i>Best Lap</i>	<i>Round_1</i>	<i>Round_2</i>	<i>Round_3</i>	<i>Round_4</i>	<i>Round_5</i>	<i>Round_6</i>
9	Craig Carlson	01:06.178	01:11.028	01:07.976	01:07.416	01:09.025	01:06.722	<u>01:06.178</u>



2024 Leyburn Sprints - Results

10	Paul Cuthbert	01:08.560	01:15.936	01:11.140	<u>01:08.560</u>	*01:16.125	DNF	DNS
----	---------------	-----------	-----------	-----------	------------------	------------	-----	-----

7 Historic Racing & Sports Cars - Group Lb (non log book)

<i>Num</i>	<i>Driver</i>	<i>Best Lap</i>	<i>Round_1</i>	<i>Round_2</i>	<i>Round_3</i>	<i>Round_4</i>	<i>Round_5</i>	<i>Round_6</i>
11	Lance Boucaut	01:08.732	01:19.440	01:13.004	01:10.352	01:12.449	<u>01:08.732</u>	01:09.626
15	Peter Turnbull	01:10.155	01:41.012	01:13.496	01:12.472	01:12.538	<u>01:10.155</u>	DNS
13	John Devitt	01:16.671	01:21.980	01:23.964	01:18.840	01:19.622	<u>01:16.671</u>	01:22.738
12	Graeme Branch	01:17.506	DNS	01:33.916	01:20.368	<u>01:17.506</u>	01:27.440	DNS
14	Warren Tite	01:21.392	02:05.112	<u>01:21.392</u>	01:32.888	DNF	DNS	DNS

8 Historic Racing & Sports Cars - Group M (log book)

<i>Num</i>	<i>Driver</i>	<i>Best Lap</i>	<i>Round_1</i>	<i>Round_2</i>	<i>Round_3</i>	<i>Round_4</i>	<i>Round_5</i>	<i>Round_6</i>
16	Neville Bertwistle	00:56.126	01:20.644	01:00.592	01:00.624	00:59.193	00:58.836	<u>00:56.126</u>
17	Matthew Devitt	00:59.124	01:07.956	01:00.732	00:59.400	01:03.450	01:00.001	<u>00:59.124</u>
18	Mike Gosbell	01:05.226	01:12.448	01:14.804	01:05.720	01:06.686	<u>01:05.226</u>	DNS
19	Terry Pike	--:--:--	DNS	DNS	DNS	DNS	DNS	DNS

9 Historic Racing & Sports Cars - Group M (non log book)

<i>Num</i>	<i>Driver</i>	<i>Best Lap</i>	<i>Round_1</i>	<i>Round_2</i>	<i>Round_3</i>	<i>Round_4</i>	<i>Round_5</i>	<i>Round_6</i>
21	Brad Stratton	00:57.093	01:05.256	00:59.360	00:58.448	01:03.883	<u>00:57.093</u>	00:57.968

11 Historic Racing & Sports Cars - Group O (non log book)

<i>Num</i>	<i>Driver</i>	<i>Best Lap</i>	<i>Round_1</i>	<i>Round_2</i>	<i>Round_3</i>	<i>Round_4</i>	<i>Round_5</i>	<i>Round_6</i>
25	Shane Murphy	01:00.064	01:02.668	01:00.416	01:00.464	01:01.087	<u>01:00.064</u>	01:00.296
23	Christopher Beahan	01:00.078	01:04.784	01:00.500	01:00.392	01:00.238	<u>01:00.078</u>	01:14.560
24	Ray Hobbs	01:19.776	01:25.692	01:20.428	01:19.952	01:21.278	01:19.841	<u>01:19.776</u>

12 Historic Racing Cars - Group Q (log book)



2024 Leyburn Sprints - Results

<i>Num</i>	<i>Driver</i>	<i>Best Lap</i>	<i>Round_1</i>	<i>Round_2</i>	<i>Round_3</i>	<i>Round_4</i>	<i>Round_5</i>	<i>Round_6</i>
26	David Cross	00:52.520	00:59.980	00:55.684	00:53.704	00:55.957	00:52.875	<u>00:52.520</u>
22	Mark Hulst	00:58.816	01:01.060	<u>00:58.816</u>	00:59.808	00:59.349	DNF	DNS

13 Historic Racing & Sports Cars - Group R (log book)

<i>Num</i>	<i>Driver</i>	<i>Best Lap</i>	<i>Round_1</i>	<i>Round_2</i>	<i>Round_3</i>	<i>Round_4</i>	<i>Round_5</i>	<i>Round_6</i>
28	Christopher Hassmann	01:05.013	01:11.484	01:06.460	01:06.784	01:09.099	<u>01:05.013</u>	01:07.404

14 Historic Racing & Sports Cars - Group R (non log book)

<i>Num</i>	<i>Driver</i>	<i>Best Lap</i>	<i>Round_1</i>	<i>Round_2</i>	<i>Round_3</i>	<i>Round_4</i>	<i>Round_5</i>	<i>Round_6</i>
29	Phil Haskett	01:12.308	01:14.568	01:14.608	*01:26.144	01:13.492	01:12.762	<u>01:12.308</u>

15 Historic Racing & Sports Cars - Group U (log book)

<i>Num</i>	<i>Driver</i>	<i>Best Lap</i>	<i>Round_1</i>	<i>Round_2</i>	<i>Round_3</i>	<i>Round_4</i>	<i>Round_5</i>	<i>Round_6</i>
30	Keith Carling	00:59.700	01:07.804	01:04.780	01:03.488	01:05.057	01:01.832	<u>00:59.700</u>

16 Historic Racing Cars - Group V (log book)


<i>Num</i>	<i>Driver</i>	<i>Best Lap</i>	<i>Round_1</i>	<i>Round_2</i>	<i>Round_3</i>	<i>Round_4</i>	<i>Round_5</i>	<i>Round_6</i>
31	Kip McIntyre	01:02.660	01:06.892	01:23.216	01:03.240	*01:09.367	01:15.400	<u>01:02.660</u>

17 Historic Racing Cars - Group V (non log book)

<i>Num</i>	<i>Driver</i>	<i>Best Lap</i>	<i>Round_1</i>	<i>Round_2</i>	<i>Round_3</i>	<i>Round_4</i>	<i>Round_5</i>	<i>Round_6</i>
32	Rodney Duffield	01:10.364	01:19.832	01:14.360	01:14.688	01:14.044	01:11.494	<u>01:10.364</u>

18 Historic Production Sports Cars - Group Sa (log Book)

<i>Num</i>	<i>Driver</i>	<i>Best Lap</i>	<i>Round_1</i>	<i>Round_2</i>	<i>Round_3</i>	<i>Round_4</i>	<i>Round_5</i>	<i>Round_6</i>
33	Paul Ritchie	01:08.152	01:15.300	01:08.656	01:10.288	01:13.152	<u>01:08.152</u>	01:08.920



2024 Leyburn Sprints - Results

19 Historic Production Sports Cars - Group Sb (log book)

<i>Num</i>	<i>Driver</i>	<i>Best Lap</i>	<i>Round_1</i>	<i>Round_2</i>	<i>Round_3</i>	<i>Round_4</i>	<i>Round_5</i>	<i>Round_6</i>
34	Brian Cather	01:10.832	01:17.336	01:12.888	<u>01:10.832</u>	01:13.472	01:11.810	01:12.072

20 Historic Production Sports Cars - Group Sb (non log book)

<i>Num</i>	<i>Driver</i>	<i>Best Lap</i>	<i>Round_1</i>	<i>Round_2</i>	<i>Round_3</i>	<i>Round_4</i>	<i>Round_5</i>	<i>Round_6</i>
35	George Brischetto	01:03.696	01:09.040	01:07.336	<u>01:03.696</u>	01:09.247	01:05.530	01:05.238
37	Lloyd Jones	01:08.204	01:20.368	01:13.336	01:11.304	01:10.486	01:09.058	<u>01:08.204</u>
36	Stephen Callaghan	01:09.416	01:12.536	01:10.296	<u>01:09.416</u>	01:12.582	01:11.617	01:10.034

21 Historic Production Sports Cars - Group Sc (log book)

<i>Num</i>	<i>Driver</i>	<i>Best Lap</i>	<i>Round_1</i>	<i>Round_2</i>	<i>Round_3</i>	<i>Round_4</i>	<i>Round_5</i>	<i>Round_6</i>
38	Danny Impellizzeri	01:00.642	01:03.132	01:01.144	DNF	01:02.533	<u>01:00.642</u>	01:00.726
39	Quentin Rider	01:01.352	01:01.988	*01:09.608	<u>01:01.352</u>	DNS	DNS	DNS

22 Historic Production Sports Cars - Group T (log book)

<i>Num</i>	<i>Driver</i>	<i>Best Lap</i>	<i>Round_1</i>	<i>Round_2</i>	<i>Round_3</i>	<i>Round_4</i>	<i>Round_5</i>	<i>Round_6</i>
41	Stephen Clements	00:59.104	01:17.840	00:59.592	01:01.992	*01:07.028	01:00.220	<u>00:59.104</u>
40	Barry Campbell	01:04.772	01:09.400	DNS	01:05.392	DNS	01:07.220	<u>01:04.772</u>

23 Historic Touring Cars - Group Na (log book)

<i>Num</i>	<i>Driver</i>	<i>Best Lap</i>	<i>Round_1</i>	<i>Round_2</i>	<i>Round_3</i>	<i>Round_4</i>	<i>Round_5</i>	<i>Round_6</i>
43	Cameron Todd	01:08.364	DNS	01:10.624	01:08.400	01:10.159	01:08.408	<u>01:08.364</u>
42	Peter Ryan	01:08.764	<u>01:08.764</u>	DNS	DNS	DNS	DNS	DNS

24 Historic Touring Cars - Group Na/ 0 - 2000cc (non log book)



2024 Leyburn Sprints - Results

<i>Num</i>	<i>Driver</i>	<i>Best Lap</i>	<i>Round_1</i>	<i>Round_2</i>	<i>Round_3</i>	<i>Round_4</i>	<i>Round_5</i>	<i>Round_6</i>
45	Dennis Tobin	01:07.704	01:10.292	<u>01:07.704</u>	01:08.160	01:09.795	01:08.256	01:07.768
44	Dave Evans	01:08.908	01:15.236	01:12.600	01:11.208	01:11.680	01:09.284	<u>01:08.908</u>

25 Historic Touring Cars - Group Na/ Over 2000cc (non log book)

<i>Num</i>	<i>Driver</i>	<i>Best Lap</i>	<i>Round_1</i>	<i>Round_2</i>	<i>Round_3</i>	<i>Round_4</i>	<i>Round_5</i>	<i>Round_6</i>
78	Ken Nothdurft	01:08.896	01:13.320	01:12.368	01:13.392	01:10.292	01:09.684	<u>01:08.896</u>

26 Historic Touring Cars - Group Nb (log book)

<i>Num</i>	<i>Driver</i>	<i>Best Lap</i>	<i>Round_1</i>	<i>Round_2</i>	<i>Round_3</i>	<i>Round_4</i>	<i>Round_5</i>	<i>Round_6</i>
49	Greg Schildt	01:03.472	01:44.616	01:05.760	01:05.592	01:07.352	01:05.964	<u>01:03.472</u>
48	Michael Roza	01:04.038	01:07.956	01:05.864	01:04.136	*01:16.297	01:04.454	<u>01:04.038</u>
47	Greg Menzies	01:06.120	01:12.960	<u>01:06.120</u>	01:06.664	01:07.611	01:06.232	01:06.430
46	Kim Ewart	01:07.130	01:12.580	01:08.264	01:07.776	01:10.099	01:08.512	<u>01:07.130</u>

27 Historic Touring Cars - Group Nb (non log book)


<i>Num</i>	<i>Driver</i>	<i>Best Lap</i>	<i>Round_1</i>	<i>Round_2</i>	<i>Round_3</i>	<i>Round_4</i>	<i>Round_5</i>	<i>Round_6</i>
50	Jim Goulden	01:02.368	01:05.432	01:05.032	01:03.296	01:05.068	<u>01:02.368</u>	01:02.384
51	Jon Hull	01:06.432	01:21.496	01:08.760	01:07.672	01:10.470	<u>01:06.432</u>	01:06.550

28 Historic Touring Cars - Group Nc/ 0cc - 2000cc (log book)

<i>Num</i>	<i>Driver</i>	<i>Best Lap</i>	<i>Round_1</i>	<i>Round_2</i>	<i>Round_3</i>	<i>Round_4</i>	<i>Round_5</i>	<i>Round_6</i>
52	Paul Gilbert	00:59.904	01:02.412	01:00.664	<u>00:59.904</u>	01:01.514	01:00.864	01:00.340
53	Paul Shergold	01:03.270	01:08.172	01:04.624	01:03.760	01:05.653	<u>01:03.270</u>	01:03.646

29 Historic Touring Cars - Group Nc/ 0cc - 2000cc (non log book)

<i>Num</i>	<i>Driver</i>	<i>Best Lap</i>	<i>Round_1</i>	<i>Round_2</i>	<i>Round_3</i>	<i>Round_4</i>	<i>Round_5</i>	<i>Round_6</i>
54	Glenn Potter	01:04.960	01:07.288	<u>01:04.960</u>	01:06.552	01:14.902	01:13.676	*01:10.046



2024 Leyburn Sprints - Results

30 Historic Touring Cars - Group Nc/ 2001cc - 5000cc (log book)

Num	Driver	Best Lap	Round_1	Round_2	Round_3	Round_4	Round_5	Round_6
55	Matthew Clift	00:54.568	00:59.068	*01:00.616	<u>00:54.568</u>	00:54.801	00:55.136	DNS
57	Bob Heagerty	00:58.884	01:04.001	00:59.864	00:59.160	01:00.594	<u>00:58.884</u>	00:58.926
56	Steve Eather	01:01.094	*01:10.892	*01:10.584	01:02.704	*01:11.667	01:03.336	<u>01:01.094</u>
59	David Malone	01:02.960	01:08.644	01:04.352	<u>01:02.960</u>	01:08.763	01:04.096	DNS
58	Mike Lightfoot	01:03.050	01:10.264	01:07.464	01:15.920	01:08.537	01:05.382	<u>01:03.050</u>

32 Historic Touring Cars - Group Nc/ Over 5000cc (log book)

Num	Driver	Best Lap	Round_1	Round_2	Round_3	Round_4	Round_5	Round_6
63	Peter McConnell	00:58.922	01:00.004	00:59.584	00:59.632	00:58.967	00:59.418	<u>00:58.922</u>
64	Ken Oliver	01:03.036	<u>01:03.036</u>	DNS	01:30.560	01:03.055	DNS	01:03.256
62	Norm Foyster	01:05.428	01:09.732	DNS	01:38.016	01:05.544	<u>01:05.428</u>	01:06.806

33 Sports Sedans / 0cc - 2000cc

Num	Driver	Best Lap	Round_1	Round_2	Round_3	Round_4	Round_5	Round_6
67	Tyson Cowie	00:53.316	00:55.572	00:54.064	00:53.736	00:54.468	<u>00:53.316</u>	00:53.370
66	Dennis Brown	00:57.736	01:00.012	00:58.336	<u>00:57.736</u>	DNS	01:00.732	00:58.208
68	Robin Manning	01:04.705	01:07.552	01:06.984	01:06.168	<u>01:04.705</u>	01:05.156	DNS
65	John Bowe	01:21.448	DNS	DNS	<u>*01:21.448</u>	DNS	DNS	DNS

34 Sports Sedans / Over 2000cc

Num	Driver	Best Lap	Round_1	Round_2	Round_3	Round_4	Round_5	Round_6
79	Dwayn Taylor	00:52.124	00:56.648	00:53.416	00:53.600	00:53.872	<u>00:52.124</u>	DNS
70	Alex Daniels	00:52.826	00:58.876	DNS	00:53.776	00:55.351	*00:58.266	<u>00:52.826</u>
76	Benn McGrath	00:53.642	01:01.916	00:55.280	01:01.104	00:59.426	00:55.424	<u>00:53.642</u>
74	Robert Keogh	00:55.998	*01:04.192	00:57.120	00:56.192	01:00.139	01:09.034	<u>00:55.998</u>



2024 Leyburn Sprints - Results

72	Bruce Garland	00:56.120	00:58.080	00:56.576	<u>00:56.120</u>	00:58.385	00:56.986	00:56.484
71	Mick Doyle	00:58.272	00:59.628	<u>00:58.272</u>	00:58.448	01:00.161	00:58.498	DNS
75	Kevin Krosch	01:00.241	01:02.172	*01:10.096	01:00.664	<u>01:00.241</u>	*01:04.372	DNS
77	Darren Mellon	01:04.960	*01:11.624	*01:07.624	<u>*01:04.960</u>	*01:18.512	DNF	DNS

35 Racing Cars Formula Vee (Log Book)

Num	Driver	Best Lap	Round_1	Round_2	Round_3	Round_4	Round_5	Round_6
83	Jeff Robinson	00:56.720	01:00.076	<u>00:56.720</u>	00:57.816	*01:03.023	00:57.396	00:57.558
82	Clinton Leibinger	00:58.528	01:08.712	01:00.104	00:59.384	*01:11.516	<u>00:58.528</u>	00:59.242
81	Craig Hughes	--:--:--	DNF	DNS	DNS	DNS	DNS	DNS

36 Racing Cars - Formula Libre 0cc - 2000cc (log book)

Num	Driver	Best Lap	Round_1	Round_2	Round_3	Round_4	Round_5	Round_6
93	Luke Weiks	00:47.520	00:56.932	00:50.560	00:49.856	00:54.688	00:48.444	<u>00:47.520</u>
86	Neil Lewis	00:47.948	00:53.040	00:50.400	00:48.248	00:56.166	<u>00:47.948</u>	DNF
87	Ross Mackay	00:49.794	00:53.844	00:49.888	00:50.208	00:51.730	<u>00:49.794</u>	DNS
89	Dave Morrow	00:50.126	00:54.480	00:50.928	00:51.592	00:52.010	00:50.196	<u>00:50.126</u>
84	Doug Daniels	00:52.372	01:00.776	00:54.512	00:53.968	00:54.732	<u>00:52.372</u>	00:53.522
88	Edward McCane	00:53.922	01:00.984	00:54.320	00:54.232	00:57.333	00:54.452	<u>00:53.922</u>
90	David Quelch	00:54.128	00:56.084	00:54.968	<u>00:54.128</u>	00:54.486	00:54.356	00:58.126
85	James Heymer	00:54.552	00:55.480	<u>00:54.552</u>	00:55.056	00:55.503	00:56.280	DNS
91	Darren Rath	00:56.698	01:06.412	01:00.400	01:00.544	01:00.565	00:57.530	<u>00:56.698</u>

37 Racing Cars - Formula Libre Over 2000cc (log book)

Num	Driver	Best Lap	Round_1	Round_2	Round_3	Round_4	Round_5	Round_6
94	Dean Amos	00:40.732	00:43.776	00:41.808	00:41.664	00:44.620	<u>00:40.732</u>	00:41.648
96	Warwick Hutchinson	00:42.676	00:47.516	00:44.472	*00:49.024	01:01.572	<u>00:42.676</u>	00:43.480
95	Brett Bull	00:44.116	00:50.520	00:45.776	00:45.680	00:47.435	<u>00:44.116</u>	00:44.206
92	Michael Von Rappard	00:48.885	00:50.608	DNF	DNS	<u>00:48.885</u>	*00:50.708	*00:56.080



2024 Leyburn Sprints - Results

99	Steven Woodbridge	00:51.588	00:59.952	00:53.920	00:56.368	00:54.688	DNF	<u>00:51.588</u>
97	Max Parnell	00:53.896	00:58.592	00:56.576	00:56.096	00:55.857	<u>00:53.896</u>	00:55.256
98	Mark Pickering	01:15.824	DNS	01:35.141	DNS	DNF	<u>01:15.824</u>	*01:19.702

38 Touring Cars Pre - 1965 / 0cc - 1000cc

<i>Num</i>	<i>Driver</i>	<i>Best Lap</i>	<i>Round_1</i>	<i>Round_2</i>	<i>Round_3</i>	<i>Round_4</i>	<i>Round_5</i>	<i>Round_6</i>
100	Alan Greenbury	01:11.332	DNS	01:13.936	DNS	01:11.808	01:13.100	<u>01:11.332</u>

39 Touring Cars Pre - 1965 / 1001cc - 1600cc

<i>Num</i>	<i>Driver</i>	<i>Best Lap</i>	<i>Round_1</i>	<i>Round_2</i>	<i>Round_3</i>	<i>Round_4</i>	<i>Round_5</i>	<i>Round_6</i>
103	Rodney Hansen	00:57.201	00:58.564	00:57.776	00:58.336	<u>00:57.201</u>	00:58.080	DNS
102	Mark Cunningham	01:01.320	01:05.264	01:02.816	01:01.608	01:01.921	01:03.178	<u>01:01.320</u>
101	Bayden Clissold	01:06.376	01:09.464	01:08.544	01:07.608	<u>01:06.376</u>	01:07.116	01:06.394

40 Touring Cars Pre - 1965 over 3500cc

<i>Num</i>	<i>Driver</i>	<i>Best Lap</i>	<i>Round_1</i>	<i>Round_2</i>	<i>Round_3</i>	<i>Round_4</i>	<i>Round_5</i>	<i>Round_6</i>
106	Jim Hodgson	00:55.914	00:58.728	00:56.728	00:57.368	00:57.140	00:56.896	<u>00:55.914</u>
107	Greg McKinnon	00:56.538	01:02.060	*01:02.352	00:56.896	*01:03.667	<u>00:56.538</u>	DNS
108	Rod Robertson	00:58.860	01:17.568	01:02.344	*01:04.344	01:01.010	<u>00:58.860</u>	*01:03.384
104	Philip Bryan	01:02.062	01:11.572	01:06.280	01:10.200	01:05.133	01:03.820	<u>01:02.062</u>
105	Dale Heard	01:08.598	01:19.060	01:14.232	01:11.656	01:13.292	01:09.636	<u>01:08.598</u>

41 Touring Cars Pre - 1972 / 1301cc - 1600cc

<i>Num</i>	<i>Driver</i>	<i>Best Lap</i>	<i>Round_1</i>	<i>Round_2</i>	<i>Round_3</i>	<i>Round_4</i>	<i>Round_5</i>	<i>Round_6</i>
115	Jason O'Mara	00:55.994	01:00.096	00:56.872	00:57.368	*01:01.967	<u>00:55.994</u>	00:56.208
119	Mark Wood	00:57.630	00:59.440	00:58.200	01:16.592	00:59.046	<u>00:57.630</u>	00:57.632
112	Craig Lawrence	00:57.822	01:02.164	00:58.464	00:58.528	00:59.224	00:57.912	<u>00:57.822</u>
109	Greg Bull	00:58.124	01:01.960	*01:03.920	00:59.928	01:00.600	00:58.684	<u>00:58.124</u>



2024 Leyburn Sprints - Results

111	Robert Kippen	00:59.974	01:01.964	01:00.392	01:00.184	01:00.932	*01:05.196	<u>00:59.974</u>
114	Daniel O'Mara	01:00.426	01:09.300	*01:10.888	01:04.784	01:03.787	01:01.572	<u>01:00.426</u>
110	Ricky Dewsnap	01:01.776	01:06.364	01:03.472	01:04.840	01:02.700	01:03.040	<u>01:01.776</u>
118	Matthew Whyburn	01:04.424	<u>*01:04.424</u>	01:41.336	DNS	DNS	DNS	DNS
113	Seamus Murray	01:08.206	01:21.036	01:09.024	01:17.592	<u>01:08.206</u>	01:11.376	01:09.854
117	Donna Trustum	01:08.338	01:11.588	01:09.664	DNS	01:10.087	01:10.168	<u>01:08.338</u>
116	Rhet Silkstone	01:15.752	01:19.352	<u>01:15.752</u>	01:32.384	DNS	DNS	DNS
183	Kate Raine	01:20.656	<u>01:20.656</u>	01:21.160	01:23.904	01:24.090	DNS	DNS

42 Touring Cars Pre - 1972 / 1601cc - 2000cc

<i>Num</i>	<i>Driver</i>	<i>Best Lap</i>	<i>Round_1</i>	<i>Round_2</i>	<i>Round_3</i>	<i>Round_4</i>	<i>Round_5</i>	<i>Round_6</i>
122	Steve Brydie	00:53.714	00:57.072	00:55.560	00:54.456	00:55.615	00:54.324	<u>00:53.714</u>
129	Colin Mayman	00:54.326	00:55.912	00:54.856	00:54.640	00:55.135	<u>00:54.326</u>	00:54.696
128	Troy Mavin	00:54.996	01:01.464	*01:11.112	00:57.072	00:58.062	00:57.130	<u>00:54.996</u>
133	Dave Sidery	00:56.042	00:58.760	00:56.360	00:56.272	00:56.337	01:08.336	<u>00:56.042</u>
134	Glenn Torrens	00:57.552	01:01.800	00:58.880	<u>00:57.552</u>	DNS	DNS	DNS
121	Paul Brelsford	00:58.608	01:04.320	<u>00:58.608</u>	00:59.144	00:59.761	00:59.658	01:00.582
130	Don Milner	00:59.356	01:00.488	01:00.720	00:59.952	01:00.003	00:59.806	<u>00:59.356</u>
123	Kris Chant	01:00.212	DNS	01:02.800	01:02.848	01:02.811	01:00.546	<u>01:00.212</u>
124J	Stevie Chant	01:00.540	01:21.520	01:06.824	01:03.944	01:02.414	<u>01:00.540</u>	01:01.546
131	Neil Penboss	01:02.492	01:04.532	*01:09.528	01:02.592	01:06.390	<u>01:02.492</u>	01:13.020
120	Marc Archer	01:03.536	01:15.660	01:09.968	01:06.408	01:07.676	01:03.924	<u>01:03.536</u>
132	Sean Rooney	01:09.368	<u>01:09.368</u>	01:09.504	01:10.568	01:17.622	DNF	01:16.408
127	John Hall	01:09.504	DNS	01:23.896	01:10.056	01:12.006	01:11.882	<u>01:09.504</u>
125	Ian Dalgliesh	01:11.516	01:26.672	01:19.728	01:16.912	01:14.203	01:14.122	<u>01:11.516</u>

Junior

<i>Num</i>	<i>Driver</i>	<i>Best Lap</i>	<i>Round_1</i>	<i>Round_2</i>	<i>Round_3</i>	<i>Round_4</i>	<i>Round_5</i>	<i>Round_6</i>
206J	Adam Brennan	00:56.592	01:00.240	00:58.024	00:58.120	00:57.597	00:57.092	<u>00:56.592</u>



2024 Leyburn Sprints - Results

207J	Joel Brennan	00:57.092	00:59.628	00:57.872	00:57.216	00:57.533	00:57.874	<u>00:57.092</u>
222J	Jye Wickham	00:59.034	01:02.208	01:00.768	01:00.240	01:00.766	01:00.328	<u>00:59.034</u>
123	Kris Chant	01:00.212	DNS	01:02.800	01:02.848	01:02.811	01:00.546	<u>01:00.212</u>
124J	Stevie Chant	01:00.540	01:21.520	01:06.824	01:03.944	01:02.414	<u>01:00.540</u>	01:01.546
218J	Jordan Spiteri	01:01.112	01:07.064	01:09.280	01:03.608	01:02.218	01:01.860	<u>01:01.112</u>
215J	Sam Niven	01:02.268	01:05.900	01:03.592	01:03.656	01:04.787	<u>01:02.268</u>	01:04.414
210J	Daniel Kirby	01:03.438	01:06.260	01:04.224	01:03.768	<u>01:03.438</u>	01:07.524	DNS
219J	Madhava Sternbeck	01:07.232	01:11.708	01:09.360	01:23.288	01:13.124	01:07.866	<u>01:07.232</u>
220J	Yamuna Sternbeck	01:07.240	01:12.448	01:13.001	01:10.016	01:08.017	01:09.086	<u>01:07.240</u>
213J	Hannah Michel	01:14.438	01:19.380	01:19.472	01:16.184	01:18.647	<u>01:14.438</u>	01:16.274

43 Touring Cars Pre - 1972 / 2001cc - 3500cc

<i>Num</i>	<i>Driver</i>	<i>Best Lap</i>	<i>Round_1</i>	<i>Round_2</i>	<i>Round_3</i>	<i>Round_4</i>	<i>Round_5</i>	<i>Round_6</i>
126	Brendon Flaxman	00:55.598	01:03.068	00:57.440	00:57.104	00:58.060	00:56.550	<u>00:55.598</u>
136	Andrew Bear	00:59.870	01:05.172	01:00.416	*01:05.600	01:01.691	<u>00:59.870</u>	01:00.382
135	Toby Barker	01:00.001	01:01.336	01:01.192	<u>01:00.001</u>	01:02.823	*01:05.398	01:00.006
137	Stephen Kirby	01:02.352	01:09.608	<u>01:02.352</u>	01:03.768	01:07.211	01:02.708	01:07.260
138	Bryan Young	01:04.446	01:05.668	01:06.112	01:05.768	01:05.029	01:05.436	<u>01:04.446</u>

44 Touring Cars Pre - 1972 / 3501cc - 5100cc

<i>Num</i>	<i>Driver</i>	<i>Best Lap</i>	<i>Round_1</i>	<i>Round_2</i>	<i>Round_3</i>	<i>Round_4</i>	<i>Round_5</i>	<i>Round_6</i>
141	Dean Crossley	00:57.776	01:02.540	00:59.264	<u>00:57.776</u>	01:04.585	01:03.544	01:00.034
140	Tricia Chant	01:00.086	DNS	DNS	DNS	01:00.750	<u>01:00.086</u>	DNS
139	Daryll Busby	01:01.294	01:03.456	01:02.480	01:01.432	<u>01:01.294</u>	01:08.370	01:01.404
142	Darren Hansford	01:02.026	01:04.884	01:03.072	01:03.472	01:03.501	01:02.672	<u>01:02.026</u>

45 Touring Cars Pre - 1972 / Over 5100cc

<i>Num</i>	<i>Driver</i>	<i>Best Lap</i>	<i>Round_1</i>	<i>Round_2</i>	<i>Round_3</i>	<i>Round_4</i>	<i>Round_5</i>	<i>Round_6</i>
143	Jamie Chant	00:56.654	01:00.076	00:58.088	01:02.144	00:58.172	00:57.424	<u>00:56.654</u>



2024 Leyburn Sprints - Results

145	David Dunn	00:57.598	01:01.140	00:58.976	00:58.864	<u>00:57.598</u>	00:58.540	00:57.976
150	Phil Walters	00:57.800	01:00.168	00:58.792	00:58.688	00:58.792	<u>00:57.800</u>	00:58.508
144	Lawrence Densley	00:58.054	01:07.892	01:02.440	01:04.328	00:58.645	00:58.546	<u>00:58.054</u>
146	Dave Griffiths	01:00.692	01:03.136	01:03.280	01:02.128	01:02.820	<u>01:00.692</u>	01:01.472
148	Luke Stitz	01:01.776	01:03.916	<u>01:01.776</u>	01:04.376	01:06.650	01:06.894	01:02.916
147	David Stark	01:03.814	01:14.272	01:09.080	01:05.952	01:05.002	01:05.662	<u>01:03.814</u>
149	Paul Tilley	01:04.840	01:13.028	01:08	<u>01:04.840</u>	01:05.202	01:05.052	DNS

46 Touring Cars Pre -1980 / 0cc - 1600 cc

<i>Num</i>	<i>Driver</i>	<i>Best Lap</i>	<i>Round_1</i>	<i>Round_2</i>	<i>Round_3</i>	<i>Round_4</i>	<i>Round_5</i>	<i>Round_6</i>
152	David Garland	01:04.100	01:16.872	01:07.920	01:08.064	01:29.355	01:05.514	<u>01:04.100</u>
153	Chris Woodhouse	01:05.836	01:14.448	DNS	01:12.248	01:08.339	01:10.056	<u>01:05.836</u>
151	Brendan Cowie	01:06.604	01:11.124	01:09.120	01:08.176	01:08.642	01:07.418	<u>01:06.604</u>

47 Touring Cars Pre -1980 / 1601cc - 2000 cc

<i>Num</i>	<i>Driver</i>	<i>Best Lap</i>	<i>Round_1</i>	<i>Round_2</i>	<i>Round_3</i>	<i>Round_4</i>	<i>Round_5</i>	<i>Round_6</i>
160	Anthony Lawler	00:54.864	00:57.324	00:55.936	00:55.560	00:56.361	00:55.320	<u>00:54.864</u>
154	Steve Brazier	00:55.440	00:57.508	00:56.856	00:56.712	00:56.474	00:55.810	<u>00:55.440</u>
162	Stephen Sauer	01:00.404	<u>01:00.404</u>	DNF	DNS	DNS	DNS	DNS
161	Paul Lawrence	01:00.880	01:02.064	<u>01:00.880</u>	01:01.352	01:06.436	01:01.716	01:04.538
159	Phillip Kay	01:01.612	01:04.364	01:03.488	01:02.960	01:05.761	01:02.780	<u>01:01.612</u>
158	John Ford	01:05.008	01:13.960	01:07.840	01:07.240	01:07.364	<u>01:05.008</u>	01:05.756
156	Chris Collins	01:05.897	01:15.892	01:15.784	01:11.224	<u>01:05.897</u>	01:08.992	01:07.438
157	Peter Cusato	--:--:--	DNS	DNS	DNS	DNS	DNS	DNS

48 Touring Cars Pre -1980 / Over 2000cc

<i>Num</i>	<i>Driver</i>	<i>Best Lap</i>	<i>Round_1</i>	<i>Round_2</i>	<i>Round_3</i>	<i>Round_4</i>	<i>Round_5</i>	<i>Round_6</i>
169	Paul Spiteri	00:54.780	00:57.724	00:55.184	00:55.400	00:57.996	00:55.282	<u>00:54.780</u>
166	Paul Ledgerwood	00:57.568	01:11.484	<u>00:57.568</u>	01:37.456	DNS	DNS	DNS



2024 Leyburn Sprints - Results

167	Bevan Reed	00:58.132	01:00.528	00:58.664	00:58.408	01:00.277	<u>00:58.132</u>	00:58.730
164	Warren Gersekowski	00:58.500	DNS	01:00.776	DNF	00:59.964	<u>00:58.500</u>	*01:03.336
165	Reg Jones	00:59.768	01:04.376	<u>00:59.768</u>	01:00.976	01:06.627	01:00.488	01:00.302
170	Gary Stevenson	01:01.754	01:04.408	01:14.376	01:02.896	01:04.899	<u>01:01.754</u>	01:04.726
163	Adam Avery	01:02.554	01:09.100	01:06.560	01:03.064	01:03.336	01:02.972	<u>01:02.554</u>

49 Group 2B - Marque Sports Cars / Over 2000cc (log book)

<i>Num</i>	<i>Driver</i>	<i>Best Lap</i>	<i>Round_1</i>	<i>Round_2</i>	<i>Round_3</i>	<i>Round_4</i>	<i>Round_5</i>	<i>Round_6</i>
172	Mark Crespan	00:49.058	00:50.936	00:49.464	*00:55.224	01:29.254	<u>00:49.058</u>	00:49.572
173	Michael Larymore	00:51.936	00:54.580	00:52.448	<u>00:51.936</u>	01:03.403	00:53.130	DNS
174	Jon Siddins	00:54.496	00:55.588	00:54.816	<u>00:54.496</u>	00:55.838	DNS	DNS
171	Matthew Cardinaels	00:56.056	00:57.780	00:56.184	<u>00:56.056</u>	00:59.016	00:56.550	00:57.332

50 Group 2B - Marque Sports Cars / Over 2000cc (non log book)

<i>Num</i>	<i>Driver</i>	<i>Best Lap</i>	<i>Round_1</i>	<i>Round_2</i>	<i>Round_3</i>	<i>Round_4</i>	<i>Round_5</i>	<i>Round_6</i>
178	Craig Mathie	00:54.110	*01:06.608	00:54.544	*00:58.224	00:54.610	<u>00:54.110</u>	*00:57.360
179	Chris Nilon	00:56.168	00:56.672	01:08.584	00:57.536	00:58.444	<u>00:56.168</u>	00:56.694
177	Aaron Lewis	00:58.120	01:02.840	*01:04.912	01:00.976	00:58.718	<u>00:58.120</u>	DNS
176	Kent Kieseker	00:58.366	01:01.720	01:00.416	01:00.032	01:22.509	<u>00:58.366</u>	00:58.954
181	Daryll Searle	00:58.536	*01:12.668	01:00.480	<u>00:58.536</u>	*01:05.036	*01:04.350	*01:03.556
180	Darren Roe	00:59.248	01:03.728	<u>00:59.248</u>	01:01.720	01:00.764	01:13.634	00:59.392
175	Mark Bath	01:04.808	01:12.472	01:07.360	01:05.368	01:17.179	<u>01:04.808</u>	DNS

51 Group 2C Supersports Cars (log book)

<i>Num</i>	<i>Driver</i>	<i>Best Lap</i>	<i>Round_1</i>	<i>Round_2</i>	<i>Round_3</i>	<i>Round_4</i>	<i>Round_5</i>	<i>Round_6</i>
182	Jason McGarry	00:55.932	00:59.384	00:57.296	00:56.176	00:57.940	00:56.360	<u>00:55.932</u>

53 Pre - 1979 Sports Cars / 1501cc - 2000cc



2024 Leyburn Sprints - Results

<i>Num</i>	<i>Driver</i>	<i>Best Lap</i>	<i>Round_1</i>	<i>Round_2</i>	<i>Round_3</i>	<i>Round_4</i>	<i>Round_5</i>	<i>Round_6</i>
186	Earl Murray	01:01.052	01:02.148	01:01.344	01:01.784	01:01.576	<u>01:01.052</u>	01:02.100
184	Andrew Ansell	01:02.824	01:13.360	01:06.488	01:04.800	01:03.692	01:03.784	<u>01:02.824</u>
187	Scarlett Raine	01:08.640	01:12.680	*01:17.264	01:12.024	01:09.357	<u>01:08.640</u>	01:09.164

54 Pre -1979 Sports Cars / 2001cc - 3000cc

<i>Num</i>	<i>Driver</i>	<i>Best Lap</i>	<i>Round_1</i>	<i>Round_2</i>	<i>Round_3</i>	<i>Round_4</i>	<i>Round_5</i>	<i>Round_6</i>
189	Gina Siddins	00:59.080	01:02.528	<u>00:59.080</u>	00:59.384	01:00.077	DNS	DNS
188	Denis Cotton	01:05.224	01:06.472	<u>01:05.224</u>	DNS	01:06.643	01:08.026	DNS

55 Pre -1979 Sports Cars / Over 3001cc


<i>Num</i>	<i>Driver</i>	<i>Best Lap</i>	<i>Round_1</i>	<i>Round_2</i>	<i>Round_3</i>	<i>Round_4</i>	<i>Round_5</i>	<i>Round_6</i>
194	Dave Roberts	00:55.632	00:57.480	00:55.744	<u>00:55.632</u>	00:56.548	00:56.720	00:55.716
191	Barry Evans	00:56.964	00:59.808	00:59.040	00:57.896	00:58.347	<u>00:56.964</u>	00:57.636
190	Bob Bear	00:58.952	01:02.780	01:00.688	01:00.128	01:03.456	00:59.254	<u>00:58.952</u>
192	David Lawrence	01:05.744	01:12.684	01:06.576	<u>01:05.744</u>	DNF	DNS	DNS
193	Flavio Paggiaro	01:06.967	01:12.940	01:08.368	01:07.728	<u>01:06.967</u>	01:07.466	01:07.522

56 Modern Sports Cars / 2001cc - 3500cc

<i>Num</i>	<i>Driver</i>	<i>Best Lap</i>	<i>Round_1</i>	<i>Round_2</i>	<i>Round_3</i>	<i>Round_4</i>	<i>Round_5</i>	<i>Round_6</i>
196	Doug Swan	00:56.920	00:58.684	00:58.024	<u>00:56.920</u>	00:58.490	00:57.178	01:00.350
195	Geoffery Burgess	01:00.420	*01:15.024	01:03.296	01:01.456	01:00.870	01:00.992	<u>01:00.420</u>

57 Modern Sports Cars Over 3500cc

<i>Num</i>	<i>Driver</i>	<i>Best Lap</i>	<i>Round_1</i>	<i>Round_2</i>	<i>Round_3</i>	<i>Round_4</i>	<i>Round_5</i>	<i>Round_6</i>
198	Roger Garcia	00:51.412	00:54.412	00:53.344	00:54.392	00:52.271	00:51.568	<u>00:51.412</u>
197	David Fuller	01:00.440	01:15.808	01:02.008	<u>01:00.440</u>	01:01.037	01:00.560	DNS
185	Dianne Fuller	01:06.620	01:13.628	DNS	DNS	01:22.767	01:10.764	<u>01:06.620</u>



2024 Leyburn Sprints - Results

58 Modern Clubman

<i>Num</i>	<i>Driver</i>	<i>Best Lap</i>	<i>Round_1</i>	<i>Round_2</i>	<i>Round_3</i>	<i>Round_4</i>	<i>Round_5</i>	<i>Round_6</i>
200	Ryan Campbell	00:53.732	00:59.836	00:56.280	00:55.872	00:55.170	00:54.166	<u>00:53.732</u>
202	Miles Hoare	00:54.004	00:58.480	00:55.896	00:55.672	00:56.620	00:56.170	<u>00:54.004</u>
204	Johnathon Reynolds	00:55.246	00:57.512	00:56.872	*01:02.048	*01:00.593	<u>00:55.246</u>	00:55.340
203	Alex Niven	00:56.962	00:59.996	00:58.016	00:57.096	00:58.467	<u>00:56.962</u>	00:57.894
201	Tom Hackett	00:57.188	01:03.420	00:59.680	01:00.200	<u>00:57.188</u>	00:58.408	00:58.576
199	Peter Bartolo	00:59.696	01:03.444	01:02.168	01:01.736	01:01.725	01:00.784	<u>00:59.696</u>
205	John Warner	01:02.528	01:03.928	01:03.696	<u>01:02.528</u>	01:03.548	01:03.948	01:03.070

59 Special Interest / 1001cc - 2000cc

<i>Num</i>	<i>Driver</i>	<i>Best Lap</i>	<i>Round_1</i>	<i>Round_2</i>	<i>Round_3</i>	<i>Round_4</i>	<i>Round_5</i>	<i>Round_6</i>
221	Scott Walker	00:55.602	00:57.548	00:56.968	00:57.152	*01:02.050	00:55.774	<u>00:55.602</u>
206J	Adam Brennan	00:56.592	01:00.240	00:58.024	00:58.120	00:57.597	00:57.092	<u>00:56.592</u>
207J	Joel Brennan	00:57.092	00:59.628	00:57.872	00:57.216	00:57.533	00:57.874	<u>00:57.092</u>
208	Graeme Gray	00:58.515	01:00.016	00:58.968	00:59.392	<u>00:58.515</u>	DNS	DNS
222J	Jye Wickham	00:59.034	01:02.208	01:00.768	01:00.240	01:00.766	01:00.328	<u>00:59.034</u>
217	Stephan Siegfried	00:59.436	01:09.244	01:04.816	01:01.992	01:01.562	00:59.708	<u>00:59.436</u>
209	Lachlan Harris	01:00.516	*01:18.420	01:04.280	01:01.656	01:01.840	<u>01:00.516</u>	*01:09.748
218J	Jordan Spiteri	01:01.112	01:07.064	*01:09.280	01:03.608	01:02.218	01:01.860	<u>01:01.112</u>
215J	Sam Niven	01:02.268	01:05.900	01:03.592	01:03.656	01:04.787	<u>01:02.268</u>	01:04.414
212	Bevan Michel	01:02.338	01:03.148	01:05.456	01:03.936	01:03.053	01:02.824	<u>01:02.338</u>
210J	Daniel Kirby	01:03.438	01:06.260	01:04.224	01:03.768	<u>01:03.438</u>	*01:07.524	DNS
214	Lawrence Murphy	01:05.170	01:07.044	01:05.184	01:05.560	01:05.552	<u>01:05.170</u>	DNS
216	Jim Prien	01:05.244	01:05.848	01:11.368	01:07.472	01:08.126	01:05.354	<u>01:05.244</u>
219J	Madhava Sternbeck	01:07.232	01:11.708	01:09.360	*01:23.288	*01:13.124	01:07.866	<u>01:07.232</u>
220J	Yamuna Sternbeck	01:07.240	01:12.448	01:13.001	01:10.016	01:08.017	01:09.086	<u>01:07.240</u>
211	Ross McAndrew	01:07.254	01:10.164	01:09.240	01:11.272	<u>01:07.254</u>	01:08.092	DNS



2024 Leyburn Sprints - Results

213J Hannah Michel 01:14.438 01:19.380 01:19.472 01:16.184 01:18.647 **01:14.438** 01:16.274

60 Special Interest / 2001cc - 3500cc

<i>Num</i>	<i>Driver</i>	<i>Best Lap</i>	<i>Round_1</i>	<i>Round_2</i>	<i>Round_3</i>	<i>Round_4</i>	<i>Round_5</i>	<i>Round_6</i>
155	Tom Brelsford	00:55.516	00:58.548	*01:01.416	00:56.960	01:07.297	00:55.582	<u>00:55.516</u>
225	Jayden Manteufel	00:56.606	00:59.400	00:58.192	*01:02.328	*01:02.016	<u>00:56.606</u>	DNS
226	Richard Marken	00:58.552	01:03.044	<u>00:58.552</u>	01:01.560	00:58.915	01:00.402	00:59.140
224	Craig Manteufel	00:58.680	01:02.696	<u>00:58.680</u>	00:59.024	*01:03.614	01:06.666	DNS
223	Sophia Devitt	01:00.984	*01:24.928	01:10.440	01:12.456	01:06.526	*01:10.490	<u>01:00.984</u>
227	Chris Waters	01:01.950	01:05.228	01:02.568	*01:09.560	01:05.444	01:03.348	<u>01:01.950</u>

61 Special Interest / 3501cc - 5000cc

<i>Num</i>	<i>Driver</i>	<i>Best Lap</i>	<i>Round_1</i>	<i>Round_2</i>	<i>Round_3</i>	<i>Round_4</i>	<i>Round_5</i>	<i>Round_6</i>
228	Kevin Hinchliffe	00:56.480	00:58.444	<u>00:56.480</u>	00:58.048	00:58.059	00:57.788	00:57.056
230	Stephen Langley	01:02.526	01:13.196	01:06.248	01:05.784	*01:09.844	01:04.544	<u>01:02.526</u>
229	Keith Edwards	01:05.380	01:08.188	01:06.472	01:07.328	01:08.452	<u>01:05.380</u>	01:08.122

62 Special Interest Over 5000cc

<i>Num</i>	<i>Driver</i>	<i>Best Lap</i>	<i>Round_1</i>	<i>Round_2</i>	<i>Round_3</i>	<i>Round_4</i>	<i>Round_5</i>	<i>Round_6</i>
231	Wayne Bell	00:55.984	00:58.036	<u>00:55.984</u>	00:56.360	00:56.713	00:57.704	00:56.918
232	Mark Bramwell	00:56.792	01:39.064	00:59.704	00:58.992	00:57.865	<u>00:56.792</u>	00:56.982
233	Tim Linnan	00:56.840	00:59.092	00:57.912	00:57.568	00:59.229	<u>00:56.840</u>	01:00.034
234	Simon Boss-Walker	00:58.384	01:00.508	01:09.040	01:14.640	01:01.396	<u>00:58.384</u>	00:58.748
236	Roger Vickery	01:00.364	*01:08.320	01:03.320	01:03.216	*01:06.489	<u>01:00.364</u>	DNS
235	Troy Igglesden	01:02.800	*01:05.736	*01:04.144	<u>01:02.800</u>	*01:04.076	*01:03.684	*01:08.544

63 Special Interest Race Cars

<i>Num</i>	<i>Driver</i>	<i>Best Lap</i>	<i>Round_1</i>	<i>Round_2</i>	<i>Round_3</i>	<i>Round_4</i>	<i>Round_5</i>	<i>Round_6</i>
------------	---------------	-----------------	----------------	----------------	----------------	----------------	----------------	----------------



Willson Timing
 willsontiming@outlook.com
 www.willsontiming.com



2024 Leyburn Sprints - Results

238	Matthew Read	00:51.828	00:57.420	00:53.264	00:54.496	00:52.632	<u>00:51.828</u>	DNS
239	Des Thomas	00:56.554	DNS	01:02.568	00:58.720	00:57.080	<u>00:56.554</u>	00:57.484
237	Neil McLeod	00:58.040	00:59.176	<u>00:58.040</u>	DNS	DNS	DNS	DNS

64 Special Interest 4 Wheel drive

<i>Num</i>	<i>Driver</i>	<i>Best Lap</i>	<i>Round_1</i>	<i>Round_2</i>	<i>Round_3</i>	<i>Round_4</i>	<i>Round_5</i>	<i>Round_6</i>
243	Phil Heafey	00:47.406	00:50.364	00:48.392	DNS	00:48.931	00:48.160	<u>00:47.406</u>
242	Scott Dean	00:51.874	00:53.404	00:52.192	00:52.856	00:52.613	<u>00:51.874</u>	DNS
241	Chris Ching	00:52.960	00:53.728	<u>00:52.960</u>	01:21.464	00:53.361	00:52.984	00:53.616
240	Steve Bradford	00:58.288	01:09.052	01:00.440	01:06.848	<u>00:58.288</u>	01:03.712	DNS