



Leyburn Sprints 2023 - Results

Junior

<i>Num</i>	<i>Driver</i>	<i>Best Lap</i>	<i>Round_1</i>	<i>Round_2</i>	<i>Round_3</i>	<i>Round_4</i>	<i>Round_5</i>	<i>Round_6</i>	<i>Round_7</i>	<i>Round_8</i>
999		--:--:--	DNS	DNS	DNS	DNS	DNS	DNS	DNS	DNS
172	Adam Brennan	00:57.794	01:03.044	01:00.837	01:01.811	01:00.561	01:00.306	00:58.867	00:58.180	<u>00:57.794</u>
173	Joel Brennan	00:58.500	01:02.398	01:01.375	01:01.463	01:00.459	01:01.194	01:00.590	00:59.136	<u>00:58.500</u>
182	Thomas Contojohn	01:00.313	01:11.807	01:04.535	01:00.909	01:19.628	01:01.853	01:03.086	01:01.282	<u>01:00.313</u>
191	Alex Niven	01:01.356	01:05.473	01:05.028	01:04.099	01:04.231	01:03.374	01:01.676	01:02.575	<u>01:01.356</u>
194	Jordan Spiteri	01:04.289	01:09.776	01:08.870	01:08.551	01:08.726	01:08.162	01:09.493	01:04.965	<u>01:04.289</u>
83	Stevie Chant	01:06.995	01:17.887	01:12.290	01:12.673	01:12.321	01:09.730	01:08.944	01:07.736	<u>01:06.995</u>
184	Sophia Devitt	01:10.958	01:13.392	01:14.247	01:11.985	01:13.187	01:11.988	01:12.015	01:13.027	<u>01:10.958</u>
132	Olivia Collins	01:18.202	DNS	DNS	DNS	01:43.784	01:32.160	01:19.090	<u>01:18.202</u>	01:19.906

1 Group Jb Vintage Cars

<i>Num</i>	<i>Driver</i>	<i>Best Lap</i>	<i>Round_1</i>	<i>Round_2</i>	<i>Round_3</i>	<i>Round_4</i>	<i>Round_5</i>	<i>Round_6</i>	<i>Round_7</i>	<i>Round_8</i>
1	Justin McCarthy	01:29.338	01:42.141	01:36.696	01:37.873	01:32.821	01:37.382	01:29.715	<u>01:29.338</u>	01:30.309

2 Historic - Group Ka (Log book)

<i>Num</i>	<i>Driver</i>	<i>Best Lap</i>	<i>Round_1</i>	<i>Round_2</i>	<i>Round_3</i>	<i>Round_4</i>	<i>Round_5</i>	<i>Round_6</i>	<i>Round_7</i>	<i>Round_8</i>
4	Colin Schiller	01:05.012	01:14.248	01:11.025	01:07.759	01:07.680	01:09.884	01:06.004	01:05.697	<u>01:05.012</u>
3	Belinda Schiller	01:14.165	01:20.441	01:15.095	01:14.201	<u>01:14.165</u>	01:18.925	01:17.293	01:15.749	01:25.861

4 Historic - Group Kb (log book)

<i>Num</i>	<i>Driver</i>	<i>Best Lap</i>	<i>Round_1</i>	<i>Round_2</i>	<i>Round_3</i>	<i>Round_4</i>	<i>Round_5</i>	<i>Round_6</i>	<i>Round_7</i>	<i>Round_8</i>
7	Pete Trapnell	01:01.190	01:05.319	01:03.279	DNS	DNS	DNS	01:02.820	DNS	<u>01:01.190</u>
6	Barry Smith	01:12.904	01:18.265	01:20.362	DNS	<u>01:12.904</u>	01:13.743	01:17.322	DNS	DNS

5 Historic - Group Kb (non log book)



Leyburn Sprints 2023 - Results

<i>Num</i>	<i>Driver</i>	<i>Best Lap</i>	<i>Round_1</i>	<i>Round_2</i>	<i>Round_3</i>	<i>Round_4</i>	<i>Round_5</i>	<i>Round_6</i>	<i>Round_7</i>	<i>Round_8</i>
8	Alwyn Bishop	01:08.255	01:09.625	DNS	01:10.751	DNS	01:10.480	<u>01:08.255</u>	DNS	DNS

6 Historic Racing & Sports Cars - Group Lb (log book)

<i>Num</i>	<i>Driver</i>	<i>Best Lap</i>	<i>Round_1</i>	<i>Round_2</i>	<i>Round_3</i>	<i>Round_4</i>	<i>Round_5</i>	<i>Round_6</i>	<i>Round_7</i>	<i>Round_8</i>
9	Craig Carlson	01:08.781	01:15.508	01:11.223	01:11.023	01:10.112	01:11.477	<u>01:08.781</u>	DNS	DNS

7 Historic Racing & Sports Cars - Group Lb (non log book)

<i>Num</i>	<i>Driver</i>	<i>Best Lap</i>	<i>Round_1</i>	<i>Round_2</i>	<i>Round_3</i>	<i>Round_4</i>	<i>Round_5</i>	<i>Round_6</i>	<i>Round_7</i>	<i>Round_8</i>
10	Bill Boswerger	01:04.622	01:29.185	01:14.221	01:11.380	01:11.458	01:07.164	<u>01:04.622</u>	01:04.675	01:09.168
11	Graeme Branch	01:06.289	01:15.650	01:08.178	01:10.171	01:06.990	01:11.793	01:07.097	<u>01:06.289</u>	01:06.512
13	Peter Turnbull	01:09.631	01:34.325	01:23.996	01:21.659	01:14.952	01:19.641	<u>01:09.631</u>	01:12.771	DNS
12	John Devitt	01:14.780	01:19.326	01:18.123	01:15.541	<u>01:14.780</u>	01:22.628	01:16.970	01:15.625	01:16.336

8 Historic Racing & Sports Cars - Group M (log book)


<i>Num</i>	<i>Driver</i>	<i>Best Lap</i>	<i>Round_1</i>	<i>Round_2</i>	<i>Round_3</i>	<i>Round_4</i>	<i>Round_5</i>	<i>Round_6</i>	<i>Round_7</i>	<i>Round_8</i>
15	Matthew Devitt	00:58.629	01:07.147	01:01.474	01:01.696	01:00.381	01:09.289	01:00.177	00:58.897	<u>00:58.629</u>
14	Neville Bertwistle	00:58.985	01:08.296	01:00.043	00:59.986	<u>00:58.985</u>	01:02.824	00:59.089	00:59.051	00:59.414
16	Ron Woodbridge	01:10.061	01:22.629	01:32.553	01:32.195	01:13.584	01:18.502	<u>01:10.061</u>	01:10.526	01:10.617

9 Historic Racing & Sports Cars - Group M (non log book)

<i>Num</i>	<i>Driver</i>	<i>Best Lap</i>	<i>Round_1</i>	<i>Round_2</i>	<i>Round_3</i>	<i>Round_4</i>	<i>Round_5</i>	<i>Round_6</i>	<i>Round_7</i>	<i>Round_8</i>
18	Brad Stratton	00:56.221	01:03.929	00:59.181	00:58.483	00:57.587	01:06.228	00:56.868	<u>00:56.221</u>	00:56.622
17	Brian Aldred	01:05.993	01:14.276	DNF	01:13.504	01:10.751	01:11.538	01:09.963	01:07.358	<u>01:05.993</u>

10 Historic Racing & Sports Cars - Group O (log book)

<i>Num</i>	<i>Driver</i>	<i>Best Lap</i>	<i>Round_1</i>	<i>Round_2</i>	<i>Round_3</i>	<i>Round_4</i>	<i>Round_5</i>	<i>Round_6</i>	<i>Round_7</i>	<i>Round_8</i>
19	David Cross	01:10.065	DNS	01:26.689	01:13.224	01:12.302	01:11.848	<u>01:10.065</u>	01:10.658	01:10.501



Leyburn Sprints 2023 - Results

11 Historic Racing & Sports Cars - Group O (non log book)

<i>Num</i>	<i>Driver</i>	<i>Best Lap</i>	<i>Round_1</i>	<i>Round_2</i>	<i>Round_3</i>	<i>Round_4</i>	<i>Round_5</i>	<i>Round_6</i>	<i>Round_7</i>	<i>Round_8</i>
22	Shane Murphy	00:57.444	01:04.349	01:00.373	00:58.975	00:59.474	01:03.639	00:58.124	00:57.714	<u>00:57.444</u>
20	Christopher Beahan	00:59.729	01:07.529	01:07.953	01:05.234	01:01.369	01:00.008	01:00.452	<u>00:59.729</u>	01:00.078
21	Ray Hobbs	01:16.296	01:28.202	01:21.834	01:23.501	01:20.560	01:20.242	<u>01:16.296</u>	01:17.161	01:17.751

12 Historic Racing & Sports Cars - Group P (log book)

<i>Num</i>	<i>Driver</i>	<i>Best Lap</i>	<i>Round_1</i>	<i>Round_2</i>	<i>Round_3</i>	<i>Round_4</i>	<i>Round_5</i>	<i>Round_6</i>	<i>Round_7</i>	<i>Round_8</i>
23	Allan Hunt	00:57.171	01:00.398	00:59.497	00:57.949	00:57.926	00:57.585	00:57.640	00:57.608	<u>00:57.171</u>

13 Historic Racing Cars - Group V (log book)

<i>Num</i>	<i>Driver</i>	<i>Best Lap</i>	<i>Round_1</i>	<i>Round_2</i>	<i>Round_3</i>	<i>Round_4</i>	<i>Round_5</i>	<i>Round_6</i>	<i>Round_7</i>	<i>Round_8</i>
24	Kip McIntyre	01:02.452	01:06.612	01:04.310	01:04.307	01:03.547	01:03.397	<u>01:02.452</u>	01:02.806	01:02.574

15 Historic Racing & Sports Cars - Group R (log book)

<i>Num</i>	<i>Driver</i>	<i>Best Lap</i>	<i>Round_1</i>	<i>Round_2</i>	<i>Round_3</i>	<i>Round_4</i>	<i>Round_5</i>	<i>Round_6</i>	<i>Round_7</i>	<i>Round_8</i>
26	Christopher Hassmann	01:05.148	01:14.463	01:11.946	01:14.032	01:09.381	01:11.982	01:07.814	01:06.549	<u>01:05.148</u>

16 Historic Production Sports Cars - Group Sa (log Book)

<i>Num</i>	<i>Driver</i>	<i>Best Lap</i>	<i>Round_1</i>	<i>Round_2</i>	<i>Round_3</i>	<i>Round_4</i>	<i>Round_5</i>	<i>Round_6</i>	<i>Round_7</i>	<i>Round_8</i>
27	Paul Ritchie	01:08.275	01:14.754	01:17.741	01:11.172	01:10.430	01:11.089	01:09.211	01:08.890	<u>01:08.275</u>

17 Historic Production Sports Cars - Group Sb (log book)

<i>Num</i>	<i>Driver</i>	<i>Best Lap</i>	<i>Round_1</i>	<i>Round_2</i>	<i>Round_3</i>	<i>Round_4</i>	<i>Round_5</i>	<i>Round_6</i>	<i>Round_7</i>	<i>Round_8</i>
28	Brian Cather	01:08.902	01:21.299	01:13.934	01:12.166	01:12.552	01:10.438	<u>01:08.902</u>	01:09.056	01:09.598



Leyburn Sprints 2023 - Results

18 Historic Production Sports Cars - Group Sb (non log book)

Num	Driver	Best Lap	Round_1	Round_2	Round_3	Round_4	Round_5	Round_6	Round_7	Round_8
29	George Brischetto	01:02.279	01:07.787	01:05.526	01:03.321	01:21.831	01:11.560	01:05.474	01:04.366	<u>01:02.279</u>
30	Stephen Callaghan	01:08.875	01:12.048	01:12.240	01:10.142	01:09.421	01:17.960	01:09.906	<u>01:08.875</u>	01:09.422

19 Historic Production Sports Cars - Group Sc (log book)

Num	Driver	Best Lap	Round_1	Round_2	Round_3	Round_4	Round_5	Round_6	Round_7	Round_8
31	Quentin Rider	01:02.182	DNF	<u>01:02.182</u>	01:12.879	01:02.927	DNS	DNS	DNS	DNS

20 Historic Production Sports Cars - Group T (log book)

Num	Driver	Best Lap	Round_1	Round_2	Round_3	Round_4	Round_5	Round_6	Round_7	Round_8
33	Stephen Clements	00:57.694	01:00.479	01:01.138	00:58.222	00:58.998	01:00.486	00:58.339	<u>00:57.694</u>	00:57.779
32	Barry Campbell	01:09.105	01:43.125	<u>01:09.105</u>	01:16.774	DNS	DNS	01:11.305	DNS	DNS

21 Historic Touring Cars - Group Na (log book)


Num	Driver	Best Lap	Round_1	Round_2	Round_3	Round_4	Round_5	Round_6	Round_7	Round_8
34	Cameron Todd	01:06.884	01:10.351	01:34.774	01:09.102	01:08.371	01:11.133	01:07.564	<u>01:06.884</u>	01:07.494

22 Historic Touring Cars - Group Na (non log book)

Num	Driver	Best Lap	Round_1	Round_2	Round_3	Round_4	Round_5	Round_6	Round_7	Round_8
36	Dennis Tobin	01:04.005	01:11.357	01:05.440	01:05.945	DNS	01:06.776	01:04.964	<u>01:04.005</u>	DNS
35	Steve Eather	01:07.250	01:13.413	01:22.050	<u>01:07.250</u>	01:08.463	01:11.980	01:09.755	01:09.700	01:07.815

29 Sports Sedans / Occ - 2000cc (non log book)

Num	Driver	Best Lap	Round_1	Round_2	Round_3	Round_4	Round_5	Round_6	Round_7	Round_8
52	Dennis Brown	00:55.131	01:02.183	00:59.387	00:58.385	00:57.242	01:00.687	00:55.660	<u>00:55.131</u>	00:55.965



Leyburn Sprints 2023 - Results

37	James Wilson	01:00.769	01:04.781	01:01.849	01:01.394	01:01.092	01:04.183	01:00.821	<u>01:00.769</u>	DNS
54	Robin Manning	01:01.596	01:10.228	01:04.814	01:04.066	01:02.592	01:03.887	01:02.815	<u>01:01.596</u>	DNS
53	Andrew Fletcher	01:01.849	01:08.124	01:09.312	01:03.456	01:06.632	01:04.337	<u>01:01.849</u>	01:06.210	01:02.338

23 Historic Touring Cars - Group Nb (log book)

<i>Num</i>	<i>Driver</i>	<i>Best Lap</i>	<i>Round_1</i>	<i>Round_2</i>	<i>Round_3</i>	<i>Round_4</i>	<i>Round_5</i>	<i>Round_6</i>	<i>Round_7</i>	<i>Round_8</i>
38	Greg Schildt	01:04.016	01:07.227	01:05.087	01:05.584	01:04.241	01:04.697	01:04.487	01:04.042	<u>01:04.016</u>

24 Historic Touring Cars - Group Nb (non log book)

<i>Num</i>	<i>Driver</i>	<i>Best Lap</i>	<i>Round_1</i>	<i>Round_2</i>	<i>Round_3</i>	<i>Round_4</i>	<i>Round_5</i>	<i>Round_6</i>	<i>Round_7</i>	<i>Round_8</i>
41	John Hull	01:07.575	01:11.133	01:08.342	01:08.953	01:09.428	01:11.505	01:08.063	<u>01:07.575</u>	DNS
40	Phil Haskett	01:08.632	<u>01:08.632</u>	01:09.645	01:10.545	DNS	DNS	DNS	DNS	DNS
39	Alan Greenbury	01:08.658	01:12.714	DNS	01:10.838	<u>01:08.658</u>	DNS	01:09.330	DNS	DNS

25 Historic Touring Cars - Group Nc/ 0cc - 2000cc (log book)

<i>Num</i>	<i>Driver</i>	<i>Best Lap</i>	<i>Round_1</i>	<i>Round_2</i>	<i>Round_3</i>	<i>Round_4</i>	<i>Round_5</i>	<i>Round_6</i>	<i>Round_7</i>	<i>Round_8</i>
42	Paul Gilbert	01:01.403	01:03.736	<u>01:01.403</u>	DNS	DNS	DNS	DNS	DNS	DNS
43	Paul Shergold	01:07.409	01:10.067	<u>01:07.409</u>	01:52.379	DNS	DNS	DNS	DNS	DNS

26 Historic Touring Cars - Group Nc/ 0cc - 2000cc (non log book)

<i>Num</i>	<i>Driver</i>	<i>Best Lap</i>	<i>Round_1</i>	<i>Round_2</i>	<i>Round_3</i>	<i>Round_4</i>	<i>Round_5</i>	<i>Round_6</i>	<i>Round_7</i>	<i>Round_8</i>
44	Glenn Potter	01:05.382	01:16.244	<u>01:05.382</u>	01:11.197	DNS	DNS	DNS	DNS	DNS

27 Historic Touring Cars - Group Nc/ 2001cc - 5000cc (log book)

<i>Num</i>	<i>Driver</i>	<i>Best Lap</i>	<i>Round_1</i>	<i>Round_2</i>	<i>Round_3</i>	<i>Round_4</i>	<i>Round_5</i>	<i>Round_6</i>	<i>Round_7</i>	<i>Round_8</i>
45	Matthew Clift	00:53.694	00:58.421	00:55.492	00:55.397	00:55.550	00:57.776	00:54.422	00:54.443	<u>00:53.694</u>
48	Glen Wesener	00:55.929	01:04.150	00:57.799	00:58.544	00:57.564	00:58.189	00:56.500	<u>00:55.929</u>	DNF
47	David Malone	01:02.099	01:04.808	01:03.405	01:02.751	01:07.797	01:05.889	<u>01:02.099</u>	01:03.094	DNS



Leyburn Sprints 2023 - Results

46 Mike Lightfoot 01:03.635 01:11.633 01:08.035 01:05.107 01:03.635 DNS DNS DNS DNS

28 Historic Touring Cars - Group Nc/ Over 5000cc (log book)

Num	Driver	Best Lap	Round_1	Round_2	Round_3	Round_4	Round_5	Round_6	Round_7	Round_8
121	Brian Wood	00:56.175	01:02.786	00:58.973	00:58.332	00:56.865	00:59.422	01:01.263	<u>00:56.175</u>	00:58.274
50	Peter McConnell	00:58.800	01:02.671	01:02.104	00:59.994	01:00.740	01:01.410	01:00.523	01:00.528	<u>00:58.800</u>
51	Ken Oliver	00:59.568	01:04.523	01:04.111	01:01.705	<u>00:59.568</u>	DNS	01:02.770	01:00.828	01:05.920
49	Norm Foyster	01:02.325	01:10.028	01:08.349	01:55.272	DNS	01:19.285	<u>01:02.325</u>	01:02.355	DNF

30 Sports Sedans / Over 2000cc (non log book)

Num	Driver	Best Lap	Round_1	Round_2	Round_3	Round_4	Round_5	Round_6	Round_7	Round_8
55	Paul Bond	00:52.687	00:56.493	00:54.072	00:55.446	<u>00:52.687</u>	00:54.554	00:56.196	00:56.557	00:53.912
60	Benn McGrath	00:53.249	01:10.006	00:56.957	00:59.916	00:55.593	01:00.199	00:54.285	00:54.300	<u>00:53.249</u>
63	Dwayn Taylor	00:54.185	00:58.788	00:57.825	00:56.796	00:56.015	00:56.179	<u>00:54.185</u>	00:54.650	00:54.995
57	Bruce Garland	00:54.710	00:56.906	00:57.083	00:56.782	00:55.507	00:55.960	00:55.908	<u>00:54.710</u>	00:54.948
58	Robert Keogh	00:55.294	01:03.678	DNF	01:02.136	00:57.774	00:59.229	00:57.152	<u>00:55.294</u>	00:56.019
56	Mick Doyle	00:58.481	00:59.862	00:59.190	00:59.217	01:06.885	01:00.901	00:58.656	<u>00:58.481</u>	DNS
59	Kevin Krosch	00:58.614	01:02.178	01:01.284	01:00.271	01:07.307	00:59.586	00:59.631	<u>00:58.614</u>	DNS
62	Peter Murphy	01:01.735	01:06.775	01:03.274	01:01.839	<u>01:01.735</u>	01:06.373	01:01.966	01:02.291	DNS
61	Darren Mellon	--:--:--	DNS	DNS	DNS	DNS	DNS	DNS	DNS	DNS

31 Racing Cars Formula Vee (Log Book)

Num	Driver	Best Lap	Round_1	Round_2	Round_3	Round_4	Round_5	Round_6	Round_7	Round_8
65	Jeff Robinson	00:57.150	01:04.166	00:58.994	00:58.538	00:59.081	00:59.765	<u>00:57.150</u>	00:57.470	00:57.345
64	Clinton Leibinger	--:--:--	DNS	DNS	DNS	DNS	DNS	DNS	DNS	DNS

32 Racing Cars - Formula Libre (log book)

Num	Driver	Best Lap	Round_1	Round_2	Round_3	Round_4	Round_5	Round_6	Round_7	Round_8
-----	--------	----------	---------	---------	---------	---------	---------	---------	---------	---------



Leyburn Sprints 2023 - Results

66	Dean Amos	00:40.795	00:44.137	00:43.224	00:42.229	00:42.583	00:45.983	<u>00:40.795</u>	00:45.876	00:42.662
67	Brett Bull	00:44.677	00:56.544	00:47.452	00:46.274	00:45.393	00:53.197	00:46.537	00:45.253	<u>00:44.677</u>
71	Warwick Hutchinson	00:45.406	00:48.341	DNS	<u>00:45.406</u>	DNS	DNS	DNS	DNS	DNS
76	Steven Woodbridge	00:47.207	00:57.772	00:51.836	00:50.255	00:50.213	00:53.677	00:48.350	00:47.217	<u>00:47.207</u>
75	Luke Weiks	00:47.930	00:54.967	00:52.530	00:51.239	00:51.471	00:52.982	00:48.750	<u>00:47.930</u>	00:48.722
72	Neil Lewis	00:48.043	00:54.508	00:49.205	00:49.353	00:49.192	DNS	00:51.102	00:48.265	<u>00:48.043</u>
68	Michael Ciccotelli	00:48.765	00:54.440	00:51.344	00:52.649	00:50.715	00:51.637	00:49.100	<u>00:48.765</u>	DNS
74	David Quelch	00:49.495	01:12.274	00:53.804	00:52.910	00:53.106	00:57.057	00:51.446	<u>00:49.495</u>	00:50.910
77	Reid Hinton	00:50.085	00:57.982	00:52.542	<u>00:50.085</u>	00:54.192	DNS	DNS	DNS	DNS
73	Dave Morrow	00:50.257	00:58.450	00:53.042	00:53.155	00:59.076	00:54.192	00:50.790	<u>00:50.257</u>	00:51.795
69	James Heymer	00:56.987	00:58.755	01:00.772	00:58.826	00:57.826	01:00.586	00:58.785	<u>00:56.987</u>	DNS

33 Racing Cars - Formula Libre (non log book)

Num	Driver	Best Lap	Round_1	Round_2	Round_3	Round_4	Round_5	Round_6	Round_7	Round_8
78	Miles Hoare	--:--:--	DNS	DNS	DNS	DNS	DNS	DNS	DNS	DNS

34 Touring Cars Pre - 1965 / 1001cc - 1600cc


Num	Driver	Best Lap	Round_1	Round_2	Round_3	Round_4	Round_5	Round_6	Round_7	Round_8
79	Rodney Hansen	00:57.355	01:08.040	00:59.303	00:58.133	00:58.112	00:58.433	00:57.584	00:58.020	<u>00:57.355</u>

35 Touring Cars Pre - 1965 / 3501cc - 5100cc

Num	Driver	Best Lap	Round_1	Round_2	Round_3	Round_4	Round_5	Round_6	Round_7	Round_8
80	Dale Heard	01:05.027	01:17.408	01:08.721	01:07.651	01:07.896	01:12.825	<u>01:05.027</u>	01:05.965	DNS

36 Touring Cars Pre - 1972 / 0cc - 1300cc

Num	Driver	Best Lap	Round_1	Round_2	Round_3	Round_4	Round_5	Round_6	Round_7	Round_8
81	Andrew Devine	01:02.835	01:06.931	01:04.487	01:04.369	01:03.923	01:05.347	01:03.478	01:04.024	<u>01:02.835</u>



Leyburn Sprints 2023 - Results

37 Touring Cars Pre - 1972 / 1301cc - 1600cc

Num	Driver	Best Lap	Round_1	Round_2	Round_3	Round_4	Round_5	Round_6	Round_7	Round_8
88	Jason O'Mara	00:55.761	01:02.012	00:56.946	00:59.587	00:58.220	00:58.734	00:56.134	<u>00:55.761</u>	00:56.237
92	Matthew Whyburn	00:57.215	01:00.534	00:58.421	00:58.104	00:58.750	00:59.403	00:57.240	<u>00:57.215</u>	00:57.790
87	Craig Lawrence	00:57.474	01:00.061	00:59.195	00:59.278	00:59.105	01:00.323	00:57.554	00:57.754	<u>00:57.474</u>
93	Mark Wood	00:57.653	01:00.571	00:58.447	01:05.810	00:58.719	00:59.079	00:58.701	<u>00:57.653</u>	00:57.820
82	Greg Bull	00:59.482	01:02.031	01:07.131	<u>00:59.482</u>	DNF	DNS	DNS	DNS	DNS
86	Robert Kippen	00:59.858	01:02.152	01:00.311	01:01.532	01:00.310	01:01.990	01:00.027	<u>00:59.858</u>	01:00.241
85	Mark Goldspink	01:00.926	01:05.460	01:03.516	01:02.573	01:02.752	01:04.527	<u>01:00.926</u>	01:01.893	01:01.130
83	Stevie Chant	01:06.995	01:17.887	01:12.290	01:12.673	01:12.321	01:09.730	01:08.944	01:07.736	<u>01:06.995</u>
89	Sean Rooney	01:08.180	01:16.088	01:28.989	01:12.739	01:10.308	01:10.707	01:09.644	01:08.733	<u>01:08.180</u>
90	Rhet Silkstone	01:09.094	01:13.415	01:10.441	DNF	01:12.244	01:11.828	01:09.729	01:12.184	<u>01:09.094</u>
91	Donna Trustum	01:10.666	01:18.018	01:12.433	01:15.368	01:11.286	01:13.104	01:12.544	01:11.727	<u>01:10.666</u>

38 Touring Cars Pre - 1972 / 1601cc - 2000cc

Num	Driver	Best Lap	Round_1	Round_2	Round_3	Round_4	Round_5	Round_6	Round_7	Round_8
101	Dave Sidery	00:55.437	01:00.283	00:58.173	00:58.427	00:57.405	00:58.179	00:56.219	00:56.128	<u>00:55.437</u>
95	Paul Brelsford	00:55.888	00:59.357	00:58.211	00:58.512	00:57.186	00:57.835	00:56.665	00:56.187	<u>00:55.888</u>
98	Don Milner	00:58.702	01:00.191	01:01.381	01:00.868	00:59.734	00:59.625	<u>00:58.702</u>	00:59.035	00:59.614
94	Ross Angelo	01:01.790	01:05.898	01:03.372	01:06.936	01:06.173	01:04.571	01:02.550	<u>01:01.790</u>	01:03.298
100	Neil Penboss	01:03.982	01:04.821	01:06.315	01:05.519	01:07.237	01:04.616	01:04.279	<u>01:03.982</u>	01:04.451
99	Seamus Murray	01:06.323	01:18.169	01:10.442	01:14.292	01:08.034	01:16.573	01:07.633	01:12.276	<u>01:06.323</u>
97	John Hall	01:10.070	DNS	<u>01:10.070</u>	DNS	DNS	DNS	DNS	DNS	DNS
96	Ross Cuffe	01:12.812	<u>01:12.812</u>	01:16.836	01:27.224	01:19.355	01:15.113	01:13.968	01:19.600	DNS

39 Touring Cars Pre - 1972 / 2001cc - 3500cc

Num	Driver	Best Lap	Round_1	Round_2	Round_3	Round_4	Round_5	Round_6	Round_7	Round_8
103	Bob Bear	01:00.661	01:05.522	01:02.157	01:02.938	01:02.304	01:02.769	01:01.058	<u>01:00.661</u>	DNS



Leyburn Sprints 2023 - Results

102	Toby Barker	01:00.877	01:04.988	01:02.475	01:01.932	01:01.700	01:04.434	01:01.443	01:01.471	<u>01:00.877</u>
105	Bryan Young	01:07.942	01:11.535	01:11.176	<u>01:07.942</u>	01:11.219	01:10.116	01:07.966	01:09.862	01:09.426
104	Stephen Kirby	01:11.333	<u>01:11.333</u>	DNS	DNS	DNS	DNS	DNS	DNS	DNS

40 Touring Cars Pre - 1972 / 3501cc - 5100cc

<i>Num</i>	<i>Driver</i>	<i>Best Lap</i>	<i>Round_1</i>	<i>Round_2</i>	<i>Round_3</i>	<i>Round_4</i>	<i>Round_5</i>	<i>Round_6</i>	<i>Round_7</i>	<i>Round_8</i>
109	Dave Stewart	00:55.800	00:59.011	00:57.872	00:57.575	00:58.731	00:57.136	<u>00:55.800</u>	00:55.864	00:56.751
106	Tricia Chant	00:56.505	DNS	DNS	DNS	DNS	01:00.664	<u>00:56.505</u>	DNS	DNS
107	Dean Crossley	01:00.589	01:11.987	01:02.850	<u>01:00.589</u>	DNF	01:05.566	01:02.175	01:00.786	01:13.231
108	Darren Hansford	01:02.303	01:06.553	01:03.976	01:03.829	01:03.186	01:03.697	01:03.105	01:02.720	<u>01:02.303</u>

41 Touring Cars Pre - 1972 / Over 5100cc

<i>Num</i>	<i>Driver</i>	<i>Best Lap</i>	<i>Round_1</i>	<i>Round_2</i>	<i>Round_3</i>	<i>Round_4</i>	<i>Round_5</i>	<i>Round_6</i>	<i>Round_7</i>	<i>Round_8</i>
118	Mark Spencer	00:56.150	01:04.577	00:59.171	00:59.439	00:58.537	01:02.004	00:57.683	<u>00:56.150</u>	DNS
117	Greg McKinnon	00:56.358	01:01.720	00:59.588	00:58.476	00:58.498	00:59.320	<u>00:56.358</u>	00:56.729	DNS
120	Phil Walters	00:56.827	00:59.361	00:58.205	<u>00:56.827</u>	00:57.450	01:00.704	00:58.508	00:59.513	00:57.683
115	Jim Hodgson	00:57.333	01:02.118	00:59.995	00:59.022	01:00.564	00:58.995	00:58.786	00:58.456	<u>00:57.333</u>
113	David Dunn	00:57.421	01:03.094	01:00.480	00:59.499	00:59.303	00:59.581	<u>00:57.421</u>	00:58.830	00:57.638
111	Jamie Chant	00:58.158	01:00.392	00:59.148	00:58.629	01:01.103	DNS	<u>00:58.158</u>	01:00.194	00:58.369
110	Daryll Busby	00:59.563	01:03.290	01:01.879	01:02.244	01:00.684	01:01.458	01:00.244	<u>00:59.563</u>	01:00.022
116	Paul Huett	01:03.027	<u>01:03.027</u>	DNS	DNS	DNS	DNS	DNS	DNS	DNS
114	Dave Griffiths	01:03.827	01:11.300	01:05.915	01:05.045	<u>01:03.827</u>	DNF	DNS	DNS	DNS
119	Luke Stitz	01:04.282	01:09.483	01:05.648	01:05	01:08.661	<u>01:04.282</u>	01:05.140	01:05.075	01:06.066
112	Laurie Densley	--:--:--	DNS	DNS	DNS	DNS	DNS	DNS	DNS	DNS

42 Touring Cars Pre -1980 / 0cc - 1600 cc

<i>Num</i>	<i>Driver</i>	<i>Best Lap</i>	<i>Round_1</i>	<i>Round_2</i>	<i>Round_3</i>	<i>Round_4</i>	<i>Round_5</i>	<i>Round_6</i>	<i>Round_7</i>	<i>Round_8</i>
126	Nathan Locke	00:57.572	01:02.238	01:00.204	01:00.077	00:58.797	01:09.654	00:58.009	00:58.132	<u>00:57.572</u>
124	David Garland	00:59.012	01:01.997	01:00.540	01:05.852	01:01.118	01:00.136	<u>00:59.012</u>	01:03.868	DNS



Leyburn Sprints 2023 - Results


123	Scott Doyle	01:02.612	<u>01:02.612</u>	01:56.963	DNS	DNS	DNS	DNS	DNS	DNS
125	Bernie Keast	01:03.666	01:09.026	01:06.268	01:05.786	01:05.477	01:04.429	01:03.738	<u>01:03.666</u>	DNS
127	Chris Woodhouse	01:04.168	01:08.995	01:07.490	01:06.359	01:07.017	01:07.261	01:06.507	<u>01:04.168</u>	01:04.192
122	Brendan Cowie	01:07.265	01:12.036	01:09.766	01:09.212	DNS	01:09.281	<u>01:07.265</u>	DNS	DNS

43 Touring Cars Pre -1980 / 1601cc - 2000 cc

<i>Num</i>	<i>Driver</i>	<i>Best Lap</i>	<i>Round_1</i>	<i>Round_2</i>	<i>Round_3</i>	<i>Round_4</i>	<i>Round_5</i>	<i>Round_6</i>	<i>Round_7</i>	<i>Round_8</i>
134	Anthony Lawler	00:54.940	01:02.313	00:59.720	00:58.687	00:57.132	00:57.765	00:56.062	00:55.919	<u>00:54.940</u>
130	Tom Brelsford	00:55.247	01:00.944	00:57.812	00:57.643	00:57.057	00:56.913	00:55.638	<u>00:55.247</u>	00:55.719
129	Steve Brazier	00:55.359	00:58.916	00:57.508	00:56.980	00:56.856	00:57.142	00:56.063	00:55.743	<u>00:55.359</u>
136	Wayne Mason	00:56.768	01:02.245	01:00.277	00:59.081	00:59.508	00:58.456	<u>00:56.768</u>	00:57.178	00:57.184
137	Brian Munn	00:58.741	00:59.079	DNF	<u>00:58.741</u>	00:58.902	01:34.029	DNS	DNS	DNS
135	Paul Lawrence	00:59.727	01:02.185	01:01.566	01:01.417	01:00.902	01:01.728	01:00.207	00:59.782	<u>00:59.727</u>
133	Phillip Kay	01:01.621	01:05.841	01:04.104	01:08.046	01:03.153	01:06.005	01:01.810	<u>01:01.621</u>	DNS
131	Chris Collins	01:05.914	DNS	<u>01:05.914</u>	DNS	DNS	DNS	DNS	DNS	DNS
138	Kieran Rooney	01:13.462	DNS	DNS	01:19.133	01:21.384	01:25.954	<u>01:13.462</u>	01:24.240	DNS
128	Glenn Allingham	01:16.464	01:16.984	<u>01:16.464</u>	DNS	DNS	DNS	DNS	DNS	DNS
132	Olivia Collins	01:18.202	DNS	DNS	DNS	01:43.784	01:32.160	01:19.090	<u>01:18.202</u>	01:19.906

44 Touring Cars Pre -1980 / Over 2000cc

<i>Num</i>	<i>Driver</i>	<i>Best Lap</i>	<i>Round_1</i>	<i>Round_2</i>	<i>Round_3</i>	<i>Round_4</i>	<i>Round_5</i>	<i>Round_6</i>	<i>Round_7</i>	<i>Round_8</i>
144	Paul Spiteri	00:54.557	00:57.224	01:01.118	00:56.175	00:55.703	00:56.606	00:54.797	00:55.552	<u>00:54.557</u>
141	Paul Ledgerwood	00:55.326	00:58.825	00:57.437	00:58.073	01:06.069	00:57.809	00:55.836	00:55.404	<u>00:55.326</u>
139	Tim Hall	00:56.962	01:00.453	00:59.969	00:58.958	00:59.165	00:59.165	00:57.242	01:09.257	<u>00:56.962</u>
142	Bevan Reed	00:59.038	01:01.839	01:00.018	01:01.163	01:00.165	01:00.591	00:59.826	00:59.673	<u>00:59.038</u>
140	Reg Jones	01:00.217	01:02.195	01:02.060	01:00.898	01:03.741	01:04.580	<u>01:00.217</u>	01:00.225	01:01.340
145	Gary Stevenson	01:02.068	01:08.794	01:05.755	01:02.509	01:04.496	01:02.706	01:02.208	01:02.571	<u>01:02.068</u>
146	Blake Von Sanden	01:03.767	01:10.096	01:08.933	01:08.275	01:07.423	01:04.445	01:04.513	01:04.087	<u>01:03.767</u>
143	Bryce Reid	01:04.342	01:07.248	01:05.585	<u>01:04.342</u>	01:12.087	DNS	DNS	DNS	DNS



Leyburn Sprints 2023 - Results

45 Group 2A Sports Cars (log book)

Num	Driver	Best Lap	Round_1	Round_2	Round_3	Round_4	Round_5	Round_6	Round_7	Round_8
148	Mark Trees	00:57.197	00:57.851	00:57.529	<u>00:57.197</u>	01:05.559	DNS	DNS	DNS	DNS
147	Brian Dunn	00:58.856	01:02.350	01:01.242	00:59.680	00:59.746	<u>00:58.856</u>	00:58.992	00:59.305	DNS

46 Group 2B - Marque Sports Cars / 0 - 2000cc (log book)

Num	Driver	Best Lap	Round_1	Round_2	Round_3	Round_4	Round_5	Round_6	Round_7	Round_8
149	Paul Finch	00:53.504	00:55.202	<u>00:53.504</u>	00:53.595	00:53.718	00:54.180	DNF	DNS	DNS

47 Group 2B - Marque Sports Cars / Over 2000cc (log book)


Num	Driver	Best Lap	Round_1	Round_2	Round_3	Round_4	Round_5	Round_6	Round_7	Round_8
150	Mark Crespan	00:49.830	00:53.756	00:56.188	00:51.401	00:50.665	00:51.035	00:50.062	00:55.828	<u>00:49.830</u>
151	Michael Larymore	00:52.161	00:54.429	00:52.213	<u>00:52.161</u>	DNS	DNS	DNS	DNS	DNS
152	Jon Siddins	00:53.960	00:57.300	00:54.879	00:54.030	00:54.685	00:56.013	<u>00:53.960</u>	00:54.243	DNS
300	Lambro Comonos	00:56.185	01:05.256	00:58.819	00:58.565	00:57.469	01:00.635	<u>00:56.185</u>	01:18.863	00:59.198

48 Group 2B - Marque Sports Cars / Over 2000cc (non log book)

Num	Driver	Best Lap	Round_1	Round_2	Round_3	Round_4	Round_5	Round_6	Round_7	Round_8
155	Chris Nilon	00:54.005	00:59.075	00:57.652	00:55.894	00:56.603	00:57.180	00:54.357	<u>00:54.005</u>	00:54.128
154	Craig Mathie	00:54.538	01:06.153	00:59.467	00:57.341	01:00.710	00:59.701	00:55.483	<u>00:54.538</u>	01:02.187
153	Kent Kieseker	00:58.476	01:02.564	01:01.232	01:00.141	00:59.625	00:59.609	00:58.996	00:58.563	<u>00:58.476</u>
156	Darren Roe	00:59.053	01:13.353	01:03.734	01:03.293	01:03.327	01:06.573	01:01.626	00:59.612	<u>00:59.053</u>
157	Daryll Searle	00:59.954	01:18.858	01:08.197	01:04.423	01:03.865	01:01.340	<u>00:59.954</u>	00:59.958	01:00.362

49 Group 2C Supersports Cars (log book)

Num	Driver	Best Lap	Round_1	Round_2	Round_3	Round_4	Round_5	Round_6	Round_7	Round_8
161	Matt Morton	00:51.500	01:02.715	00:55.906	00:53.531	00:53.084	00:53.017	00:54.441	00:51.996	<u>00:51.500</u>



Leyburn Sprints 2023 - Results

160	Jason McGarry	00:53.895	00:57.488	00:55.424	00:55.202	00:55.225	00:55.118	00:54.168	<u>00:53.895</u>	00:53.994
159	Neil De Pau	00:54.569	01:00.902	00:57.299	00:57.266	00:57.162	00:57.545	<u>00:54.569</u>	00:55.686	00:54.619

50 Pre - 1979 Sports Cars / 0cc - 1500cc

<i>Num</i>	<i>Driver</i>	<i>Best Lap</i>	<i>Round_1</i>	<i>Round_2</i>	<i>Round_3</i>	<i>Round_4</i>	<i>Round_5</i>	<i>Round_6</i>	<i>Round_7</i>	<i>Round_8</i>
162	Kate Raine	01:06.975	01:18.161	01:09.499	01:16.235	01:13.040	<u>01:06.975</u>	DNS	01:15.749	01:10.511

51 Pre - 1979 Sports Cars / 1501cc - 2000cc

<i>Num</i>	<i>Driver</i>	<i>Best Lap</i>	<i>Round_1</i>	<i>Round_2</i>	<i>Round_3</i>	<i>Round_4</i>	<i>Round_5</i>	<i>Round_6</i>	<i>Round_7</i>	<i>Round_8</i>
228	Earl Murray	01:01.145	01:02.033	01:02.364	<u>01:01.145</u>	01:02.849	01:01.763	01:01.506	01:01.568	01:01.891
163	Andrew Ansell	01:04.086	01:10.794	01:06.367	01:13.316	DNS	01:08.681	01:04.165	<u>01:04.086</u>	01:12.375
164	Dianne Fuller	01:04.815	01:08.772	01:07.883	01:07.178	01:07.324	01:07.833	01:05.293	<u>01:04.815</u>	01:08.360
165	Scarlett Raine	01:07.011	01:12.149	01:11.058	01:10.926	01:10.916	01:07.406	01:07.906	01:08.238	<u>01:07.011</u>

52 Pre -1979 Sports Cars / 2001cc - 3000cc


<i>Num</i>	<i>Driver</i>	<i>Best Lap</i>	<i>Round_1</i>	<i>Round_2</i>	<i>Round_3</i>	<i>Round_4</i>	<i>Round_5</i>	<i>Round_6</i>	<i>Round_7</i>	<i>Round_8</i>
158	Gina Siddins	00:59.951	01:08.849	01:06.419	01:05.390	01:04.012	01:05.225	01:00.960	<u>00:59.951</u>	DNS
166	Denis Cotton	01:06.077	01:07.716	<u>01:06.077</u>	01:06.621	01:38.025	DNS	DNS	DNS	DNS

53 Pre -1979 Sports Cars / Over 3001cc

<i>Num</i>	<i>Driver</i>	<i>Best Lap</i>	<i>Round_1</i>	<i>Round_2</i>	<i>Round_3</i>	<i>Round_4</i>	<i>Round_5</i>	<i>Round_6</i>	<i>Round_7</i>	<i>Round_8</i>
170	Dave Roberts	00:55.046	01:01.777	00:58.669	00:58.532	00:57.513	00:57.125	00:55.549	00:55.615	<u>00:55.046</u>
167	Barry Evans	00:58.887	01:04.691	01:01.623	<u>00:58.887</u>	01:00.761	01:02.656	00:59.581	00:59.573	01:03.288
168	David Lawrence	01:01.344	01:03.229	01:04.995	<u>01:01.344</u>	01:04.703	01:07.964	01:28.244	01:06.146	01:05.915
169	Flavio Paggiaro	01:03.296	01:07.425	01:07.595	01:06.353	01:04.131	01:03.559	<u>01:03.296</u>	01:03.633	01:03.848

54 Modern Sports Cars / 0cc - 2000cc

<i>Num</i>	<i>Driver</i>	<i>Best Lap</i>	<i>Round_1</i>	<i>Round_2</i>	<i>Round_3</i>	<i>Round_4</i>	<i>Round_5</i>	<i>Round_6</i>	<i>Round_7</i>	<i>Round_8</i>
------------	---------------	-----------------	----------------	----------------	----------------	----------------	----------------	----------------	----------------	----------------



Leyburn Sprints 2023 - Results

174	Darren Brent	00:55.766	00:58.789	00:57.426	00:56.663	00:57.462	00:57.609	00:56.507	00:56.954	<u>00:55.766</u>
175	Ken McAndrew	00:57.011	01:03.038	01:05.510	00:58.005	00:58.216	01:03.689	00:57.632	00:57.863	<u>00:57.011</u>
172	Adam Brennan	00:57.794	01:03.044	01:00.837	01:01.811	01:00.561	01:00.306	00:58.867	00:58.180	<u>00:57.794</u>
173	Joel Brennan	00:58.500	01:02.398	01:01.375	01:01.463	01:00.459	01:01.194	01:00.590	00:59.136	<u>00:58.500</u>
171	Guy Bedington	01:01.410	01:05.260	01:01.806	01:07.057	01:03.713	<u>01:01.410</u>	01:02.479	01:01.513	01:05.618

55 Modern Sports Cars / 2001cc - 3500cc

<i>Num</i>	<i>Driver</i>	<i>Best Lap</i>	<i>Round_1</i>	<i>Round_2</i>	<i>Round_3</i>	<i>Round_4</i>	<i>Round_5</i>	<i>Round_6</i>	<i>Round_7</i>	<i>Round_8</i>
178	Doug Swan	00:57.109	00:57.896	00:57.644	00:58.111	00:57.682	DNS	DNS	<u>00:57.109</u>	00:57.269
177	Michael Roach	00:59.789	01:16.218	01:02.615	01:01.873	01:01.010	01:01.828	01:00.094	00:59.933	<u>00:59.789</u>
176	Tracy Kirby	01:09.140	<u>01:09.140</u>	DNS	DNS	DNS	DNS	DNS	DNS	DNS

56 Modern Sports Cars Over 3500cc

<i>Num</i>	<i>Driver</i>	<i>Best Lap</i>	<i>Round_1</i>	<i>Round_2</i>	<i>Round_3</i>	<i>Round_4</i>	<i>Round_5</i>	<i>Round_6</i>	<i>Round_7</i>	<i>Round_8</i>
179	David Fuller	01:02.212	01:03.298	01:04.861	01:04.064	<u>01:02.212</u>	DNS	DNS	DNS	DNS

57 Modern Clubman

<i>Num</i>	<i>Driver</i>	<i>Best Lap</i>	<i>Round_1</i>	<i>Round_2</i>	<i>Round_3</i>	<i>Round_4</i>	<i>Round_5</i>	<i>Round_6</i>	<i>Round_7</i>	<i>Round_8</i>
181	John Warner	01:02.081	01:05.219	01:04.468	01:04.095	01:04.601	01:03.827	01:03.511	01:02.095	<u>01:02.081</u>

58 Special Interest / 1001cc - 2000cc

<i>Num</i>	<i>Driver</i>	<i>Best Lap</i>	<i>Round_1</i>	<i>Round_2</i>	<i>Round_3</i>	<i>Round_4</i>	<i>Round_5</i>	<i>Round_6</i>	<i>Round_7</i>	<i>Round_8</i>
188	Lachlan Kelly	00:56.868	00:59.832	00:58.199	00:57.509	00:57.571	00:58.475	<u>00:56.868</u>	00:57.063	00:56.881
185	Graeme Gray	00:56.953	01:00.698	00:57.999	<u>00:56.953</u>	DNF	DNS	DNS	DNS	DNS
193	Stephan Siegfried	00:58.730	01:07.546	01:04.442	01:01.829	01:03.093	01:02.648	01:00.704	00:59.877	<u>00:58.730</u>
186	Rad Guerin	00:59.554	01:02.555	01:01.546	01:01.416	01:02.146	01:01.307	01:00.243	01:00.048	<u>00:59.554</u>
182	Thomas Contojohn	01:00.313	01:11.807	01:04.535	01:00.909	01:19.628	01:01.853	01:03.086	01:01.282	<u>01:00.313</u>
191	Alex Niven	01:01.356	01:05.473	01:05.028	01:04.099	01:04.231	01:03.374	01:01.676	01:02.575	<u>01:01.356</u>



Leyburn Sprints 2023 - Results

187	Alister Harris	01:01.766	01:06.169	01:03.721	01:02.993	01:02.904	01:01.976	01:02.041	<u>01:01.766</u>	01:01.838
194	Jordan Spiteri	01:04.289	01:09.776	01:08.870	01:08.551	01:08.726	01:08.162	01:09.493	01:04.965	<u>01:04.289</u>
190	Lawrence Murphy	01:04.575	01:09.124	01:07.919	01:07.786	01:06.819	01:06.746	<u>01:04.575</u>	01:06.227	DNS
189	Ross McAndrew	01:05.880	01:09.511	01:07.636	01:06.525	01:06.362	01:06.544	<u>01:05.880</u>	01:07.286	DNS
192	Jim Prien	01:08.076	01:19.820	01:14.556	01:12.989	01:13.635	01:10.413	<u>01:08.076</u>	01:09.050	01:10.147
184	Sophia Devitt	01:10.958	01:13.392	01:14.247	01:11.985	01:13.187	01:11.988	01:12.015	01:13.027	<u>01:10.958</u>

59 Special Interest / 2001cc - 3500cc

Num	Driver	Best Lap	Round_1	Round_2	Round_3	Round_4	Round_5	Round_6	Round_7	Round_8
201	Sam McCaughey	00:54.648	00:59.362	00:55.528	00:55.782	DNS	00:55.287	00:55.930	<u>00:54.648</u>	00:57.618
199	Jayden Manteufel	00:56.270	01:00.275	01:03.962	01:13.365	00:58.382	00:58.312	00:57.080	00:56.699	<u>00:56.270</u>
204	Ken Rutledge	00:56.483	01:06.257	01:03.005	00:59.150	01:01.448	01:03.530	00:57.962	<u>00:56.483</u>	00:57.689
203	Greg Ross	00:56.807	01:02.696	00:59.413	00:58.704	00:59.919	00:58.434	00:56.927	00:58.421	<u>00:56.807</u>
200	Richard Marken	00:57.202	01:00.791	00:59.475	00:59.738	01:02.834	00:58.470	00:58.827	00:59.355	<u>00:57.202</u>
198	Craig Manteufel	00:57.243	01:02.646	01:00.789	00:59.383	01:00.401	00:59.041	00:58.037	<u>00:57.243</u>	00:58.161
197	Derek Holstein	00:57.732	00:59.471	<u>00:57.732</u>	01:02.316	01:18.005	DNS	DNS	DNS	DNS
196	Robert Flint	00:59.205	01:04.881	01:00.565	01:00.596	00:59.972	<u>00:59.205</u>	01:08.419	01:04.730	01:00.537
202	Michael McMichael	01:02.102	01:07.429	01:04.779	01:04.195	01:10.912	<u>01:02.102</u>	01:02.860	01:02.872	01:02.181
195	John Connolly	01:02.308	01:06.203	01:10.120	01:06.507	01:08.208	01:05.691	01:02.583	01:03.183	<u>01:02.308</u>
206	Chris Waters	01:03.335	01:07.651	01:06.503	01:03.649	01:04.363	01:04.830	01:10.900	01:05.205	<u>01:03.335</u>
205	Pamela Smith	01:07.524	01:15.043	01:12.154	01:08.959	01:11.113	01:08.693	01:07.665	01:08.336	<u>01:07.524</u>

60 Special Interest / 3501cc - 5000cc

Num	Driver	Best Lap	Round_1	Round_2	Round_3	Round_4	Round_5	Round_6	Round_7	Round_8
208	Kevin Hinchliffe	00:57.217	01:00.015	00:58.946	00:57.904	00:59.138	00:58.405	00:57.621	00:57.785	<u>00:57.217</u>
207	Keith Edwards	01:04.939	01:10.745	01:07.421	01:07.761	01:09.888	01:06.267	01:06.696	<u>01:04.939</u>	DNS

61 Special Interest Over 5000cc

Num	Driver	Best Lap	Round_1	Round_2	Round_3	Round_4	Round_5	Round_6	Round_7	Round_8
-----	--------	----------	---------	---------	---------	---------	---------	---------	---------	---------



Leyburn Sprints 2023 - Results

212	Tim Linnan	00:56.183	00:59.514	00:58.477	00:58.151	00:58.127	00:57.873	00:58.119	00:56.992	<u>00:56.183</u>
209	Wayne Bell	00:56.350	00:58.583	00:58.433	00:57.862	00:57.713	00:57.641	<u>00:56.350</u>	00:56.447	00:58.499
211	Troy Igglesden	00:57.898	01:12.413	01:01.254	00:59.092	01:04.448	00:58.769	<u>00:57.898</u>	01:01.338	DNS
210	Mark Horder	00:58.940	01:00.334	00:59.230	01:00.689	01:00.773	00:59.211	00:59.362	<u>00:58.940</u>	01:00.923
213	Roger Vickery	00:59.387	01:08.555	01:04.769	01:07.216	01:02.410	01:01.331	<u>00:59.387</u>	00:59.473	00:59.845

62 Special Interest Race Cars

Num	Driver	Best Lap	Round_1	Round_2	Round_3	Round_4	Round_5	Round_6	Round_7	Round_8
216	Matthew Read	00:49.529	00:53.881	00:52.214	DNF	00:52.861	00:50.555	<u>00:49.529</u>	00:49.868	DNS
214	Stephen Foss	00:55.478	01:02.539	00:58.079	00:55.828	00:57.894	00:56.203	00:55.802	<u>00:55.478</u>	01:10.866
217	Des Thomas	00:57.076	01:06.158	01:02.253	01:01.254	01:04.777	00:59.101	00:57.838	<u>00:57.076</u>	00:58.154
215	Neil McLeod	00:57.421	01:06.643	01:03.262	01:00.707	01:17.024	01:02.095	00:59.274	<u>00:57.421</u>	DNS

63 Special Interest Sports Cars

Num	Driver	Best Lap	Round_1	Round_2	Round_3	Round_4	Round_5	Round_6	Round_7	Round_8
219	Mark Michalek	00:59.565	01:08.308	01:00.509	01:00.097	01:00.881	01:00.544	01:00.097	<u>00:59.565</u>	DNS
218	Cas Michalek	01:06.238	01:10.047	01:09.724	01:06.649	01:07.641	01:12.260	01:06.720	<u>01:06.238</u>	DNS

64 Special Interest 4 Wheel drive

Num	Driver	Best Lap	Round_1	Round_2	Round_3	Round_4	Round_5	Round_6	Round_7	Round_8
224	Phil Heafey	00:47.982	01:00.026	01:01.225	00:54.237	00:50.777	00:48.520	<u>00:47.982</u>	01:02.901	DNS
183	Scott Dean	00:49.900	00:53.639	00:53.076	00:51.833	DNS	00:51.651	00:51.182	00:52.800	<u>00:49.900</u>
226	Wayne Rosenberg	00:50.674	00:55.843	00:53.139	00:53.715	00:52.613	00:51.249	00:51.166	<u>00:50.674</u>	00:56.521
223	Nicholas Contojohn	00:51.963	<u>00:51.963</u>	00:56.303	DNS	DNS	DNS	DNS	DNS	DNS
221	Chris Ching	00:53.067	00:55.678	00:53.668	00:53.887	DNS	00:53.688	<u>00:53.067</u>	00:53.255	00:53.434
222	Maxwell Contojohn	00:54.228	01:06.829	00:56.319	01:05.009	<u>00:54.228</u>	01:01.800	00:54.877	01:00.927	01:19.318
220	Glenn Brinkman	00:54.854	01:04.142	00:56.618	00:57.523	00:56.409	00:55.750	00:55.140	00:55.125	<u>00:54.854</u>
180	Craig Anderson	00:57.219	00:59.801	00:57.820	<u>00:57.219</u>	DNS	00:57.371	DNS	DNS	DNS
225	Edward McCane	00:58.569	00:59.405	<u>00:58.569</u>	01:02.092	01:04.704	01:19.747	01:04.535	DNS	DNS



Willson Timing
willsontiming@outlook.com
www.willsontiming.com



Leyburn Sprints 2023 - Results

227	Brendan Sykes	00:59.829	01:01.841	01:00.634	01:00.034	<u>00:59.829</u>	01:01.565	01:00.634	01:00.105	01:23.879
-----	---------------	-----------	-----------	-----------	-----------	------------------	-----------	-----------	-----------	-----------